

## Initial Report

## 1. INSTITUTION INFORMATION

IN1. Official Name of Institution:	Main Address	City	State Code
Southeast Missouri State University	One University Plaza	Cape Girardeau	MO

## 2.

Area Code	Phone Number	Default - Official Phone
573	651-2000	
Area Code	Phone Number	Default - Toll-free Admissions Phone (ir
-	-	
Area Code	Phone Number	Default - Toll-free Admissions Phone (out
-	-	

## 3. IN2. Institution Type Select which category most accurately describes your institution.

#	Answer
1	Two-Year College
2	Two-Year plus Graduate
3	Four-Year College
4	Five-Year College
5	Comprehensive Institution
6	University (offers two or more doctoral programs)
7	Upper-Level Institution (with graduate programs)
8	Upper-Level Institution (without graduate programs)
	Total

## 4. IN3: Award Levels [CDS A5] Indicate which award levels are offered by your institution (check all that apply).

#	Answer
1	Certificate
2	Diploma
3	Transfer Associate
4	Terminal Associate
5	Bachelor's
6	Post-Bachelor's Certificate
7	Master's
8	Post-Master's Certificate
9	Doctoral degree-research/scholarship
10	Doctoral degree-professional practice
11	Doctoral degree-other

5.

Text Response

6. IN4: Student Body Select which best describes your undergraduate body.

#	Answer
1	Men Only
2	Men Only Undergraduate, Graduate Coed
3	Primarily Men
4	Coeducational
5	Women Only
6	Women Only Undergraduate, Graduate Coed
7	Primarily Women
	Total

7. IN5: System Components If your institution is part of a larger educational system, give the name of the system of which you are affiliated (such as a state university system.)

Text Response

Missouri Coordinating Board for Higher Education

8. OR give the name of the institution with which you are administratively affiliated.

Text Response

9. IN6: Institutional Finances

a. What is the market value of the total endowment at your institution as of June 30, 2017?

74922984

10. b. Indicate the total institutional expenditures (undergraduate and graduate) for the 2017 fiscal year for each of the four categories available, give estimates.

1. Total instructional expenditures for the 2017 fiscal year.	2. Average instructional expenditures per FTE student for the 2017 fiscal year.	3. Total research expenditures for
71605129	7506	1184229

11. IN7: Campus Setting a. Select which best describes your campus setting:

#	Answer	Bar
1	Urban	
2	Suburban	
3	Small Town	
4	Rural	
	Total	

**12. b. If a major metropolitan area (population over 500,000) is easily accessible from your campus (i.e., within one hour by car)**

Text Response

**13.**

Size of Campus

Default -

400

**14.**

#	Question	Acres	Hectares
1		1	0

**15.**

d. Name of nearest commercial airport:

Cape Girardeau Regional

**16. IN8: Founding Year**

Text Response

1873

**17. PRIVATE**

#	Answer	Bar
1	Private (unspecified)	
2	Proprietary	
3	Independent (nonprofit)	
4	Independent-religious	
	Total	

**18. Please list your institution's religious Denomination**

Text Response

**19. OR religious Affiliation**

Text Response

**20. PUBLIC**

#	Answer
1	Public (unspecified)
2	Federal
3	State
4	Province (Canada)
5	Commonwealth (Puerto Rico)
6	Territory (U. S. Territories)
7	County
8	District
9	City
10	State and Local
11	State-related
	Total

**21. IN 10: Academic Calendar Select which best describes your institution's academic calendar:**

#	Answer	Bar
1	Semesters	<input type="text"/>
2	Trimesters	
3	Quarters	
4	4-1-4	
5	Continuous	
6	Other	
	Total	

Other

**22. Full-Time**

Men	667	Default - UNDERGRADUATES Degree seeking, fir
Men	311	Default - Other first-year, degree-seel
Men	2283	Default - All other degree-seeking
Men	62	Default - All other undergraduates enrolled in c
Men	3323	Default - Total Undergraduates
Men	129	Default - GRADUATE Total Gradua
Men	3452	Default - TOTAL ALL STUDENTS

### 23. Full-Time

Women	1023	Default - UNDERGRADUATES Degree seeking, fir
Women	272	Default - Other first-year, degree-seel
Women	3083	Default - All other degree-seeking
Women	78	Default - All other undergraduates enrolled in c
Women	4456	Default - Total Undergraduates
Women	241	Default - GRADUATE Total Gradua
Women	4697	Default - TOTAL ALL STUDENTS

### 24. Part-Time

Men	49	Default - UNDERGRADUATES Degree seeking, fir
Men	46	Default - Other first-year, degree-seel
Men	475	Default - All other degree-seeking
Men	485	Default - All other undergraduates enrolled in c
Men	1055	Default - Total Undergraduates
Men	224	Default - GRADUATE Total Gradua
Men	1279	Default - TOTAL ALL STUDENTS
		Default - TOTAL ALL STUDENTS

### 25. Part-Time

Women		Default - UNDERGRADUATES Degree seeking, fir
-------	--	--

Default - UNDERGRADUATES Degree seeking, fir

64

Default - Other first-year, degree-seel

Women

57

Default - All other degree-seeking

Women

580

Default - All other undergraduates enrolled in c

Women

923

Default - Total Undergraduates

Women

1624

Default - GRADUATE Total Gradua

Women

450

Default - TOTAL ALL STUDENTS

Women

2074



### 26.

b. Total all undergraduates:

10458

c. Grand tota

11502

### 27.

Default - RACIAL/ETHNIC CATEORY Nonres

Number of Undergraduates

557

Default - Hispanic/Latino

Number of Undergraduates

205

Default - Black or African American, non-Hisj

Number of Undergraduates

905

Default - White, non-Hispanic/Latir

Number of Undergraduates

8433

Default - American Indian or Alaska Native, non-

Number of Undergraduates

31

Default - Asian, non-Hispanic/Latir

Number of Undergraduates

117

Default - Native Hawaiian or other Pacific Islander, n

Number of Undergraduates

3

Default - Two or more races, non-Hispani

Number of Undergraduates

97

Default - Race/ethnicity unknown

Number of Undergraduates

Default - Race/ethnicity unknown

110

Default - TOTAL

Number of Undergraduates

10458

**28. b. From how many U.S. states and territories (including D.C and Puerto Rico; for Canadian schools: provinces and territories)**

Text Response

43

**29. c. From how many foreign countries do current undergraduates come?**

Text Response

56

**30. d. Percent of degree-seeking undergraduates who are from out-of-state (exclude international/nonresident aliens from the n**

Text Response

20

**31. e. Percent of degree-seeking undergraduates age 25 and older [CDS F1]**

Text Response

15

**32. f. Provide the number of students who enrolled as degree-seeking transfer students in fall 2017 [CDS D2]**

Text Response

586

**33. EN3. Retention Rates [CDS B22] Report for the cohort of fall full-time, first-time bachelor's (or equivalent) degree-seeking undergraduate students who entered your institution as of the date your institution calculates its official enrollment in fall 2017? adjusted for students who departed for the following reasons: death, permanent disability, or service in the armed forces, foreign military service, or other reasons. The retention rate should be reported as a percentage. For the cohort of all full-time bachelor's (or equivalent) degree-seeking undergraduate students who entered your institution as of the date your institution calculates its official enrollment in fall 2017?**

Text Response

75.11

**34. EN4. Freshman Profile**

a. Average high school GPA of all degree-seeking first-time, first-year (freshmen) students who submitted GPA: [CDS C12]

Check here if you reported "weighted" average high school GPA

3.44

**35. c. Percentage of all degree-seeking first-time, first-year (freshmen) students who had high school class rank within each rank information): [CDS C10]**

Percent in top tenth of high school graduating class	Percent in top quarter of high school graduating class	Percent in top half of high school graduates
16	42	75

**36. d. Give the number of degree-seeking first-time, first-year (freshmen) students in each of the following categories:**

National Merit Scholars	Senior class presidents	Student
-------------------------	-------------------------	---------

**37. EN5. Persistence Number of degrees awarded by your institution from July 1, 2016, to June 30, 2017 [CDS B3].**

Certificate/diploma	Associate degrees	Bachelor's degrees	Postbachelor's certificates	Master's degrees	Post-master's certificates
8	21	1641	2	439	34

**38. EN6. For Two-Year Institutions [CDS B12-B21] Please provide data for the 2014 cohort if available. If 2014 cohort data are not available, please provide data for the most recent cohort available.**

Cohort Year	a. Initial 2014 cohort, total of first-time, full-time degree/certificate-seeking students:	b. Of the initial 2014 cohort, how many did not persist and did not graduate for the following reasons: death, permanent disability, or service in the armed forces, foreign aid service of the federal government, or official church missions; total allowable exclusions:	c. Final 2014 cohort, after adjusting for allowable exclusions (Subtract line b from line a):	d. Completion program: two year: (total):

**39. EN7. Associate Degree Graduate Career Data**

What percentage of students completing a transfer associate program in the last academic year went directly on to a four-year institution?

**40. EN6: For Four-Year Institutions [CDS B4-B11] Please provide data for the 2011 cohort if available. If 2011 cohort data are not available, please provide data for the most recent cohort available. Subsidized Stafford Loan should be reported in the "Recipients of a Federal Pell Grant" column. Cohort Year:**

Text Response  
2011

**41. Recipients of a Federal Pell Grant**

Default - a. Initial 2011 cohort, total of first-time, full-time bachelor's (or equivalent) students:

Default - b. Of the initial 2011 cohort, how many did not persist and did not graduate for the following reasons: death, permanent disability, or service in the armed forces, foreign aid service of the federal government, or official church missions; total allowable exclusions:

Default - c. Final 2011 cohort, after adjusting for allowable exclusions:

Default - d. Of the initial cohort, how many completed the program in four years:



Default - d. Of the initial cohort, how many completed the program in fc

Default - e. Of the initial cohort, how many completed the program in more than four years but in

Default - f: Of the initial cohort, how many completed the program in more than five years but in

Default - g: Total graduating within six years (sum c

Default - h: Six-year graduation rate for 2011 cohort (li

## 42. Recipients of a subsidized Stafford Loan who did not receive a Pell Grant

Default - a. Initial 2011 cohort, total of first-time, full-time bachelor's (or equival

Default - b. Of the initial 2011 cohort, how many did not persist and did not graduate for the following reasons: death, permanent disability, or service in

Default - c. Final 2011 cohort, after adjusting for allowable exclusi

Default - d. Of the initial cohort, how many completed the program in fc

Default - e. Of the initial cohort, how many completed the program in more than four years but in

Default - f: Of the initial cohort, how many completed the program in more than five years but in

Default - g: Total graduating within six years (sum c

Default - h: Six-year graduation rate for 2011 cohort (li

## 43. Students who did not receive either a Pell Grant or a subsidized Stafford Loan

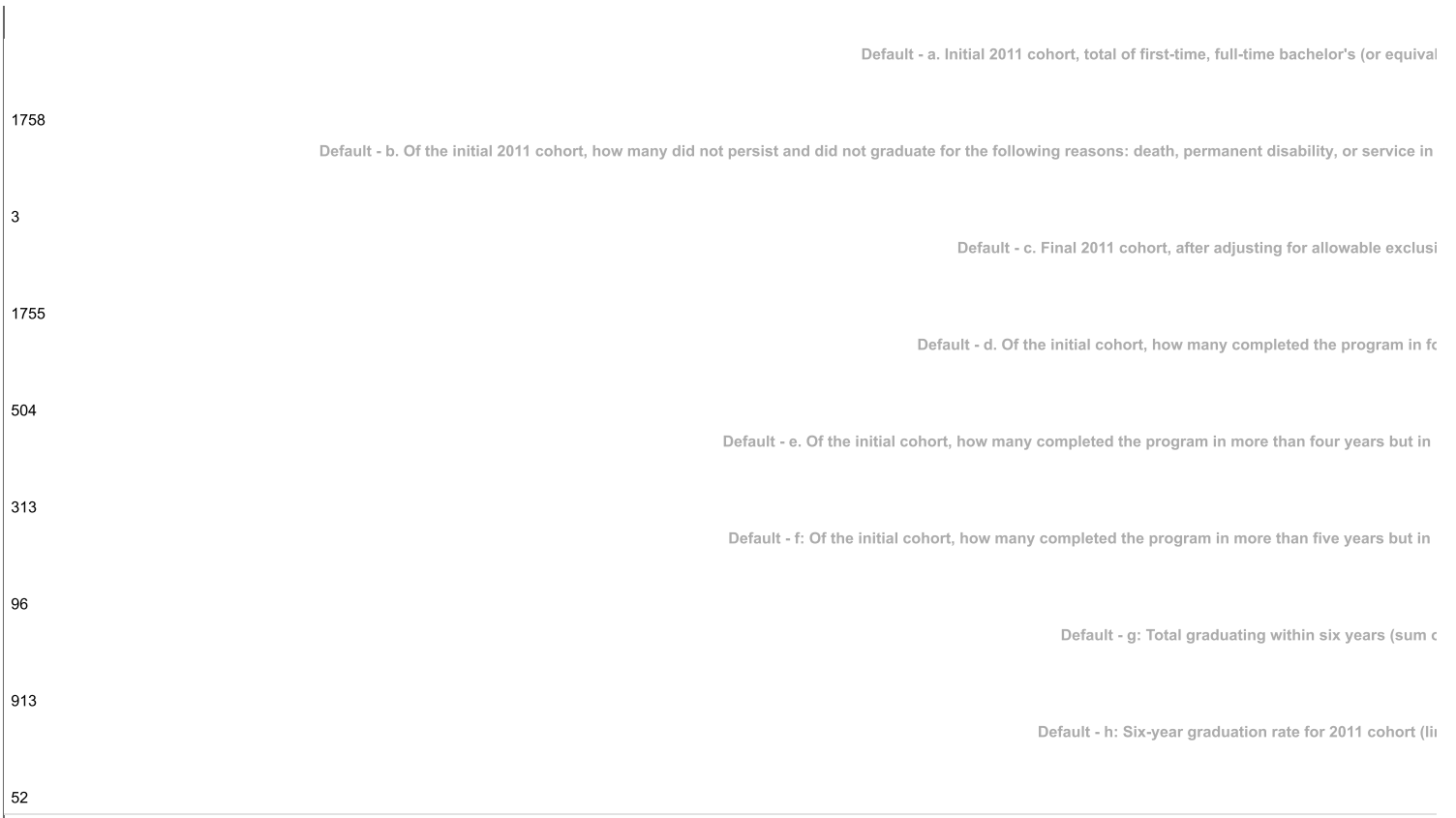
Default - a. Initial 2011 cohort, total of first-time, full-time bachelor's (or equival

Default - b. Of the initial 2011 cohort, how many did not persist and did not graduate for the following reasons: death, permanent disability, or service in

Default - c. Final 2011 cohort, after adjusting for allowable exclusi



#### 44. Total (sum of the 3 columns to the left)



#### 45. EN7. Bachelor's Degree Graduate Career Data

What percentage of students completing a bachelor's program in the last academic year went directly on to a graduate/professional school?

#### 46.

% Associate

Default - Agriculture

		Default - Agriculture
-		
% Associate		Default - Natural resources and conser
-		
% Associate		Default - Architecture
-		
% Associate		Default - Area, ethnic, and gender stu
-		
% Associate		Default - Communication/journalis
-		
% Associate		Default - Communication technolog
-		
% Associate		Default - Computer and information sci
-		
% Associate		Default - Personal and culinary servi
-		
% Associate		Default - Education
-		
% Associate		Default - Engineering
-		
% Associate		Default - Engineering technologie
38		
% Associate		Default - Foreign languages, literatures, anc
-		
% Associate		Default - Family and consumer scien
62		
% Associate		Default - Law/legal studes
-		
% Associate		Default - English
-		
% Associate		Default - Liberal arts/general studi
-		
% Associate		Default - Library science
-		
% Associate		Default - Library science
-		
% Associate		Default - Biological/life sciences
-		
% Associate		Default - Mathematics and statistic
-		
% Associate		Default - Military science and military tech

% Associate	-	Default - Military science and military tech
% Associate	-	Default - Interdisciplinary studies
% Associate	-	Default - Parks and recreation
% Associate	-	Default - Philosophy and religious stu
% Associate	-	Default - Theology and religious voca
% Associate	-	Default - Physical sciences
% Associate	-	Default - Science technologies
% Associate	-	Default - psychology
% Associate	-	Default - Homeland security, law enforcement, firefighting
% Associate	-	Default - Public administration and social
% Associate	-	Default - Social sciences
% Associate	-	Default - Construction trades
% Associate	-	Default - Mechanic and repair technol
% Associate	-	Default - Precision production
% Associate	-	Default - Transportation and materials r
% Associate	-	Default - Visual and performing art
% Associate	-	Default - Health professions and related p
% Associate	-	Default - Business/marketing
% Associate	-	Default - History
% Associate	-	Default - Other

	Default - Other
-	
	Default - TOTAL
% Associate	
100	

47.

	Default - Agriculture
% Bachelor	
4	
	Default - Natural resources and conser
% Bachelor	
1	
	Default - Architecture
% Bachelor	
0	
	Default - Area, ethnic, and gender stu
% Bachelor	
0	
	Default - Communication/journalis
% Bachelor	
8	
	Default - Communication technolog
% Bachelor	
0	
	Default - Computer and information sci
% Bachelor	
3	
	Default - Personal and culinary servi
% Bachelor	
0	
	Default - Education
% Bachelor	
10	
	Default - Engineering
% Bachelor	
0	
	Default - Engineering technologie
% Bachelor	
5	
	Default - Foreign languages, literatures, anc
% Bachelor	
0	
	Default - Family and consumer scien
% Bachelor	
3	
	Default - Law/legal studes
% Bachelor	
0	
	Default - Law/legal studes
% Bachelor	
1	
	Default - English
% Bachelor	
	Default - Liberal arts/general studir
% Bachelor	



% Bachelor	4	Default - Visual and performing art
% Bachelor	10	Default - Health professions and related p
% Bachelor	14	Default - Business/marketing
% Bachelor	1	Default - History
% Bachelor	0	Default - Other
% Bachelor	100	Default - TOTAL

48.

CIP Category	01	Default - Agriculture
CIP Category	03	Default - Natural resources and conser
CIP Category	04	Default - Architecture
CIP Category	05	Default - Area, ethnic, and gender stu
CIP Category	09	Default - Communication/journalis
CIP Category	10	Default - Communication technolog
CIP Category	11	Default - Computer and information sci
CIP Category	12	Default - Personal and culinary servi
CIP Category	13	Default - Education
CIP Category	14	Default - Engineering
CIP Category	15	Default - Engineering technologie
CIP Category	16	Default - Foreign languages, literatures, anc

CIP Category	19	Default - Family and consumer scienc
CIP Category	22	Default - Law/legal studies
CIP Category	23	Default - English
CIP Category	24	Default - Liberal arts/general studie
CIP Category	25	Default - Library science
CIP Category	26	Default - Biological/life sciences
CIP Category	27	Default - Mathematics and statistic
CIP Category	28 and 29	Default - Military science and military tech
CIP Category	30	Default - Interdisciplinary studies
CIP Category	31	Default - Parks and recreation
CIP Category	38	Default - Philosophy and religious stu
CIP Category	39	Default - Theology and religious voca
CIP Category	40	Default - Physical sciences
CIP Category	41	Default - Science technologies
CIP Category	42	Default - psychology
CIP Category	43	Default - Homeland security, law enforcement, firefighting
CIP Category	44	Default - Public administration and social
CIP Category	45	Default - Social sciences
CIP Category	46	Default - Construction trades
		Default - Mechanic and repair technol



CIP Category	47	Default - Mechanic and repair technol
CIP Category	48	Default - Precision production
CIP Category	49	Default - Transportation and materials r
CIP Category	50	Default - Visual and performing art
CIP Category	51	Default - Health professions and related p
CIP Category	52	Default - Business/marketing
CIP Category	54	Default - History
CIP Category	-	Default - Other
CIP Category	-	Default - TOTAL

49.

Men	1866	Default - Total applied
Men	1573	Default - Total admitted

50.

Women	3111	Default - Total applied
Women	2635	Default - Total admitted

51.

Total	4977	Default - Total applied
-------	------	-------------------------

Total

4208

52. b. Does your institution offer and Early Decision Plan [CDS C21]?

#	Answer	Bar
1	Yes	
2	No	
Total		

53. Please provide the numbers of students who applied and were admitted in fall 2017 as Early Decision applicants:

Total applied

Total admitted

54. c. Does your institution offer an Early Action Plan [CDS C22]?

#	Answer	Bar
1	Yes	
2	No	
Total		

55. Please provide the numbers of students who applied and were admitted in fall 2017 as Early Action applicants:

Total applied

Total admitted

56. d. Does your institution have a policy of placing students on a wait list [CDS C2]?

#	Answer	Bar
1	Yes	
2	No	
Total		

57. Please provide the numbers of students who were placed on, who accepted a place on, and were admitted in fall 2017 from

Total placed on wait list

Total who accepted a place on wait list

58.

Default - Written essay or personal stat

Require for all

Default - Transcript of high school re

Require for all		Default - Transcript of high school re
X		
		Default - Interview
Require for all	-	Default - Letter(s) of recommendati
Require for all	-	Default - Minimum high school GPA (on 4
Require for all	2	Default - Other requirements
Require for all	-	

59.

		Default - Written essay or personal stat
Recommend for all	-	
		Default - Transcript of high school re
Recommend for all	-	
		Default - Interview
Recommend for all	-	
		Default - Letter(s) of recommendati
Recommend for all	-	
		Default - Minimum high school GPA (on 4
Recommend for all	-	
		Default - Other requirements
Recommend for all	-	

60.

		Default - Written essay or personal stat
Require for some	-	
		Default - Transcript of high school re
Require for some	-	
		Default - Interview
Require for some	-	
		Default - Letter(s) of recommendati
Require for some	-	
		Default - Letter(s) of recommendati
Require for some	-	Default - Minimum high school GPA (on 4

Default - Other requirements

Require for some

-

### 61.

Default - Written essay or personal stat

(Specify below)

-

Default - Transcript of high school re

(Specify below)

-

Default - Interview

(Specify below)

-

Default - Letter(s) of recommendati

(Specify below)

-

Default - Minimum high school GPA (on 4

(Specify below)

-

Default - Other requirements

(Specify below)

-

### 62. b. Give the application fee for your institution [CDS C13].

Text Response

30

### 63. ApplicationClosingDateMONTH

#	Question	1	2	3	4	5	6	7
1	a. fall freshman	0	0	0	0	0	0	1
2	b. out-of-state fall freshmen	0	0	0	0	0	0	0
5	c. Early Decision plan	0	0	0	0	0	0	0
6	d. Other Early Decision plan	0	0	0	0	0	0	0
7	e. Early action	0	0	0	0	0	0	0
8	f. Transfer	0	0	0	0	0	0	1

### 64.

Default - a. fall freshman

Continuous

X

Default - b. out-of-state fall freshm

Continuous

X

Default - c. Early Decision plan

Continuous	Default - c. Early Decision plan
-	
Continuous	Default - d. Other Early Decision pl
-	
Continuous	Default - e. Early action
-	
Continuous	Default - f. Transfer
X	

**65. NotificationDateMONTH**

#	Question	1	2	3	4	5	6	7
1	a. fall freshman	0	0	0	0	0	0	0
2	b. out-of-state fall freshmen	0	0	0	0	0	0	0
5	c. Early Decision plan	0	0	0	0	0	0	0
6	d. Other Early Decision plan	0	0	0	0	0	0	0
7	e. Early action	0	0	0	0	0	0	0
8	f. Transfer	0	0	0	0	0	0	0

**66.**

Continuous	Default - a. fall freshman
-	
Continuous	Default - b. out-of-state fall freshm
-	
Continuous	Default - c. Early Decision plan
-	
Continuous	Default - d. Other Early Decision pl
-	
Continuous	Default - e. Early action
-	
Continuous	Default - f. Transfer
X	

**67. ApplicationClosingDate DAY**

#	Question	1	2	3	4	5	6	7	8	9	10	11	12	13	14	15	16	17	18
1	a. fall freshman	1	0	0	0	0	0	0	0	0	0	0	0	0	0	0	0	0	0
2	b. out-of-state fall freshmen	0	0	0	0	0	0	0	0	0	0	0	0	0	0	0	0	0	0
5	c. Early Decision plan	0	0	0	0	0	0	0	0	0	0	0	0	0	0	0	0	0	0
6	d. Other Early Decision plan	0	0	0	0	0	0	0	0	0	0	0	0	0	0	0	0	0	0
7	e. Early action	0	0	0	0	0	0	0	0	0	0	0	0	0	0	0	0	0	0

8	f. Transfer	1	0	0	0	0	0	0	0	0	0	0	0	0	0	0	0	0	0
---	-------------	---	---	---	---	---	---	---	---	---	---	---	---	---	---	---	---	---	---

**68. NotificationDateDAY**

#	Question	1	2	3	4	5	6	7	8	9	10	11	12	13	14	15	16	17	18
1	a. fall freshman	1	0	0	0	0	0	0	0	0	0	0	0	0	0	0	0	0	0
2	b. out-of-state fall freshmen	0	0	0	0	0	0	0	0	0	0	0	0	0	0	0	0	0	0
5	c. Early Decision plan	0	0	0	0	0	0	0	0	0	0	0	0	0	0	0	0	0	0
6	d. Other Early Decision plan	0	0	0	0	0	0	0	0	0	0	0	0	0	0	0	0	0	0
7	e. Early action	0	0	0	0	0	0	0	0	0	0	0	0	0	0	0	0	0	0
8	f. Transfer	1	0	0	0	0	0	0	0	0	0	0	0	0	0	0	0	0	0

**69. AD4. Admission Policies a. Indicate your high school completion requirement for entering students [CDS C3]:**

#	Answer
1	1. High school diploma is required and GED is accepted
2	2. High school diploma is required and GED is not accepted
3	3. High school diploma or equivalent is not required
	Total

**70. b. If your high school completion requirement is different for a particular program or group of students, indicate which requ**

Requirement	Program or group
-------------	------------------

**71. c. Choose yes or no for each of the following in accordance with your institution's admissions policies.**

#	Question	Yes
1	Early Admission	0
2	Deferred Admission	1
3	International Baccalaureate accepted	1
4	Open Admission	0
5	Preferential Admission	0

**72. d. If your institution has an open admissions policy that applies only to certain programs or student groups, please describ**

Text Response

**73. e. if your institution has a preferential admission policy (gives first or special consideration to qualified students in certain group(s) are given preference:**

Text Response

**74. AD5. Entrance Exams a. Does your institution make use of SAT, ACT, SAT Subject Test, or other standardized test scores in**

#	Answer	Bar
1	Yes	
2	No	
Total		

**75. Place check marks in the appropriate boxes below to reflect your institution's policies for use in admission for Fall 2019:**

#	Question	Require	Recommend	Require for So
1	SAT Only	0	0	0
2	ACT Only	0	0	0
3	SAT or ACT	1	0	0
4	SAT and SAT Subject Tests or ACT	0	0	0
5	SAT Subject Tests	0	0	0
6	Other	0	0	0
Other				

**76.**

#	Answer
1	b. Check here if your institution has an official Test-Optional Admission Policy but makes use of SAT, ACT, SAT Subject Tests, or other standardized test scores in admission decisions for first-time, first-year

**77. c. If your institution will make use of the ACT in admission decisions for first-time, first-year, degree-seeking applicants for be used in the admissions process): [CDS C8B]**

#	Answer
1	1. ACT with writing required
2	2. ACT with writing recommended
3	3. ACT with or without writing accepted
4	4. n/a
Total	

**78. If your institution will make use of the SAT in admission decisions for first-time, first-year, degree-seeking applicants for fall used in the admissions process):**

#	Answer
1	1. SAT with Essay component required
2	2. SAT with Essay component recommended
3	3. SAT with or without Essay component accepted
4	4. n/a
Total	

**79. d. Please indicate how your institution will use the SAT or ACT essay component; check all that apply [CDS C8C]**

#	Question
1	For admission
2	For placement
3	For advising
4	In place of an application essay

5	As a validity check on the application essay
6	No college policy as of now
7	Not using essay component

**80. e. Of the freshmen (or entering students( who submitted SAT and ACT scores, what percentage submitted: [CDS C9]**

SAT scores	ACT scores
2	98

**81. Month**

#	Question
1	a. Latest date by which SAT Reasoning Test or ACT scores must be received for fall-term admission
2	b. Latest date by which SAT Subject Test scores must be received for fall-term admission

**82. Day**

#	Question	1	2	3	4	5	6	7	8	9	10	11	12	13
1	a. Latest date by which SAT Reasoning Test or ACT scores must be received for fall-term admission	0	0	0	0	0	0	0	0	0	0	0	0	0
2	b. Latest date by which SAT Subject Test scores must be received for fall-term admission	0	0	0	0	0	0	0	0	0	0	0	0	0

**83. SAT**

Default - SAT Evidence-Based Reading and Writing			
200-299	300-399	400-499	500-599
-	-	-	-
Default - SAT Math			
200-299	300-399	400-499	500-599
-	-	-	-

**84. ACT**

Default - ACT Composite			
below 6	6-11	12-17	18-23
0	0	5.04	55.00

**85. SAT Evidence-Based Reading and Writing**

Default - 2017 enrolled first-year degree-seek



**86. SAT Math**

Default - 2017 enrolled first-year degree-seek




**87. ACT Composite**

Default - 2017 enrolled first-year degree-seek




**88.**

Default - SAT Evidence-Based Reading an



**89.**

Default - SAT Evidence-Based Reading an



**90. AD8 Entrance Difficulty Level** Listed below are five levels of entrance difficulty based on the percentage of applicants accepted definitions and enter your assessments below.

#	Question	Most Difficult	Very Difficult	Moderately Difficult
1	Overall (for all or most)	0	0	1
2	Out-of-state (if different than overall)	0	0	0
3	Transfers	0	0	1
4	Specific group or program:	0	0	0

Specific group or program:

**91. AD9. Relative importance of each of the following academic and nonacademic factors in your first-time, first-year, degree-se**

#	Question	Very Important	Important
1	Rigor of secondary school record	1	0
2	Class rank	0	0
3	Academic GPA	1	0
4	Standardized test scores	1	0
5	Application essay	0	0
6	Recommendation	0	0

**92. Non-academic**

#	Question	Very Important	Important
1	Interview	0	0
2	Extracurricular activities	0	0
3	Talent/ability	0	0
4	Character/personal qualities	0	0
5	First generation	0	0
6	Alumni/ae relation	0	0
7	Geographical residence	0	0
8	State residency	0	0
9	Religious affiliation/commitment	0	0
10	Racial/ethnic status	0	0
11	Volunteer work	0	0
12	Work experience	0	0
13	Level of applicant's interest	0	0

**93. AD 10. Applications, Viewbooks, and Videos a. Does your admission office accept Electronic applications?**

#	Answer	Bar
1	Yes	
2	No	
	Total	

**94. b. Which of the following is available to prospective students through your admission office?**

#	Question	Yes	No
1	Admission video	1	0
2	Electronic viewbook	1	0

**95. AD11. Transfer Admission a. Indicate terms for which transfers may enroll [CDS D3].**

#	Answer	Bar
1	Fall	
2	Winter	
3	Spring	
4	Summer	

**96. Number**

Default - b. Minimum number of credits or courses that transfers must complete at yo

30

Default - c. Minimum number of credits or courses that transfers must complete at yo

20

97. Unit

#	Question	credit hour	semester hour
1	b. Minimum number of credits or courses that transfers must complete at your institution to earn a bachelor's degree [CDS D16]:	1	0
2	c. Minimum number of credits or courses that transfers must complete at your institution to earn an associate degree {CDS D15}:	1	0

98. AD12. Transfer of credit/advanced standing policies a. Does your institution generally accept credits in transfer from other :

#	Answer	Bar
1	Yes	<input type="text"/>
4	No	<input type="text"/>
	Total	<input type="text"/>

99. b. Does your institution accept ACE recommendations for credit?

#	Answer	Bar
1	Yes	<input type="text"/>
2	No	<input type="text"/>
	Total	<input type="text"/>

100. c. Does your institution accept:

#	Answer
1	CLEP subject
2	DANTES/DSST
3	UExcel/Excelsior College Exams
4	CLEP general
5	Life Long Learning

101.

d. Please indicate the age limit (in years) for completed credits/courses to be transferred to your institution:

Check h  
X

102.

Default - Total number of instructional f

Full-Time	409	Part-Time	169	Default - Total number of instructional f
Full-Time	216	Part-Time	111	Default - Total number who are wor
Full-Time	193	Part-Time	58	Default - Total number who are me
Full-Time	306	Part-Time	41	Default - Total number with doctorate or other t

103.

Students	20	Faculty	1	Default - Fall 2017 Student to Faculty r
Students	9266	Faculty	472	Default - Based on:

104. AC2. Special Programs a. If your institution offers off-campus study (formal arrangement with one or more domestic instit the consortium, exchange program, or institution(s) involved. Give specific branch locations of institutions where appropriate.

Text Response  
 Schools in the MACE initiative, including University of Central Missouri, Northwest Missouri State, Lincoln University, and Missouri State University

105. b. Check Yes or No to identify programs, academic services, and special opportunities offered at your institution.

#	Question	Yes
2	Academic remediation	1
3	Accelerated degree program	1
4	Advanced placement credit	1
5	Cooperative (work-study) program	0
6	Distance learning	1
7	Double-major	1
8	English as a Second Language	1
10	Freshman Honors College	0
11	Honors program	1
12	Independent study	1
13	Internship program	1
14	Learning disabilities services	1
15	Off-campus study	1
16	Study Abroad	1
17	Student-designed majors	1
18	Summer session for credit	1

106. c. Does your institution offer an Orientation Program before the start of fall classes to prepare new students for college life

#	Answer	Bar
1	Yes	
2	No	
Total		

**107. d. Check the appropriate box(es) to indicate what ROTC programs, if any, are available to your students. [CDS F3]**

#	Question	Branch at your institution	Available at a cc
1	Army ROTC	0	
2	Navy ROTC	0	
3	Air Force ROTC	1	

**108. e. What proportion of your degree programs are offered as an online option?**

#	Answer	Bar
1	None	
2	Some	
3	All	
Total		

**109. AC3. Programs for Nontraditional Students a. Part-Time Degree Study: Does your institution offer part-time undergraduate**

#	Answer	Bar
1	Yes	
2	No	
Total		

**110. Courses are offered for part-time students during:**

#	Answer	Bar
1	Daytime	
2	Evenings	
3	Weekends	
4	Summer	

**111. b. Adult/Returning Students Does your institution offer formal programs for those who have previously completed or withd**

#	Answer	Bar
1	Yes	
2	No	
Total		

**112. c. External Degree Program [CDS E1] Does your institution offer a program of study in which students earn credits towards experience? External degree programs require minimal or no classroom attendance.**

#	Answer	Bar

1	Yes	
2	No	
	Total	

**113. AC4. Graduation Requirements**

#	Question
1	a. Does your institution have a core curriculum or university-wide distribution requirements that must be satisfied in order to graduate?
2	b. Is there a foreign language requirement for all students?
3	c. Is there a math/science requirement for all students?
4	d. Is there a computer requirement for all students?
5	e. Is an internship required for all students?
6	1. If no, is an internship required for some majors only?
9	f. Is a senior project required for all students?
10	1. If no, is a senior project required for some majors only?
11	2. Is a senior project required for Honors Program students?
12	g. For insitutions offering graduate work: May undergraduates take graduate courses for credit on your campus?

**114. h. What is the minimum number of units (courses, credits, etc.) required to graduate with an associate degree?**

Text Response

60 credit hours

**115. i. What is the minimum number of units (courses, credits, etc.) required to graduate with a bachelor's degree?**

Text Response

120 credit hours

**116. j. Does your institution have a final year or final semester residency requirement?**

#	Answer	Bar
1	Yes	
2	No	
	Total	

**117. k. 3-2 Degree Program Does your institution offer a formal arrangement for three years of liberal arts study followed by two degree?**

#	Answer	Bar
1	Yes	
2	No	
	Total	

**118.**

#	Question
1	Business Administration
2	Engineering
3	Forestry
4	Nursing
5	Social Work
6	Other (specify)

119.

<p>Institution(s) where program is completed if not your own (cite branch locations where appropriate).</p> <p>-</p>	<p>Default - Business Administration</p>
<p>Institution(s) where program is completed if not your own (cite branch locations where appropriate).</p> <p>-</p>	<p>Default - Engineering</p>
<p>Institution(s) where program is completed if not your own (cite branch locations where appropriate).</p> <p>-</p>	<p>Default - Forestry</p>
<p>Institution(s) where program is completed if not your own (cite branch locations where appropriate).</p> <p>-</p>	<p>Default - Nursing</p>
<p>Institution(s) where program is completed if not your own (cite branch locations where appropriate).</p> <p>-</p>	<p>Default - Social Work</p>
<p>Institution(s) where program is completed if not your own (cite branch locations where appropriate).</p> <p>-</p>	<p>Default - Other (specify)</p>

120. If undergraduate charges are NOT provided in U.S. dollars, specify the applicable currency:

#	Answer
1	Albanian leks
2	Algerian dinars
3	Argentinian pesos
4	Arubian guilders
5	Australian dollars
6	Austrian schillings
7	Bahraini dinars
8	Bangladeshi takas
9	Belgian francs
10	Bermuda dollars
11	Botswana pulas
12	Brazilian reals
13	British pounds
14	Bulgarian leva
15	Burundi francs
16	Canadian dollars
17	Cape Verde escudos
18	CFA Franc BEAC
19	Chilean pesos
20	Chinese yuans
21	Colombian pesos
22	Costa Rican colons
23	Croatian kunas

24	Cyprus pounds
25	Czech korun
26	Danish kroner
27	Dominican Peso
28	Dutch guilders
29	ECU
30	Ecuador sucres
31	Egyptian pounds
32	Estonian kroner
33	euros
34	Fiji dollars
35	Finnish markkaa
36	French francs
37	Gambian dalasi
38	German marks
39	Ghanaian cedi
40	gold (oz.)
41	Greek drachmas
42	Guatemalan guetzales
43	Hong Kong dollars
44	Hungarian forints
45	Iceland kronur
46	Indian rupees
47	Indonesian rupiah
48	Iranian rials
49	Irish punt
50	Israeli New shekels
51	Italian liras
52	Jamaican dollars
53	Japanese yen
54	Jordanian dinars
55	Kazakhstan tenge
56	Kenyan shillings
57	Korean won
58	Kuwaiti dinars
59	Latvian lats
60	Lebanese pounds
61	Lesotho lotis
62	Lithuanian litas
63	Malawi kwachas
64	Malaysian ringgits
65	Maltese liras
66	Mauritania ouguiyas
67	Mauritius rupees
68	Mexican pesos
69	Moroccan dirhams
70	Mozambique metical
71	Namibian dollars
72	New Zealand dollars
73	Nigerian naira
74	Norwegian kroners
75	Omani rials
76	Pakistani rupees
77	palladium
78	Paraguay guarani
79	Peruvian Nuevo soles
80	Philippine pesos
81	platinum
82	Polish zlotys
83	Portuguese escudos



84	Qatari rials
85	Romanian lei
86	Russian roubles
87	Saudi riyal
88	Seychelles rupees
89	silver (oz.)
90	Singapore dollars
91	Slovak korun
92	Slovenian tolar
93	Solomon Islands dollars
94	South African rand
95	Spanish pesetas
96	Sri Lanka rupees
97	Swaziland lilangeni
98	Swedish kronar
99	Swiss francs
100	Syrian pounds
101	Taiwan dollars
102	Thai bahts
103	Turkish liras
104	Uganda shillings
105	Ukraine karbovanets
106	United Arab Emirates dirhams
107	Vanuatu vatu
108	Venezuelan bolivars
109	Zimbabwe dollars

Total

### 121. Please provide the URL for your institution's net price calculator [CDS G0]

Text Response

<https://banssb.semo.edu:8099/pls/apexprod/f?p=111:1:3005823895652383>

### 122. 2018-19 Typical Number

Default - Specify the typical number of units (i.e., credits, courses) taken by a full-tir

-

### 123. 2017-18 Typical Number

Default - Specify the typical number of units (i.e., credits, courses) taken by a full-tir

Typical Number

30

Default - Specify the typical number of units (i.e., credits, courses) taken by a full-tir

### 124. 2018-19 Per

# Question

1 Specify the typical number of units (i.e., credits, courses) taken by a full-time undergraduate student in a FULL academic year:

125. 2017-18 Per

Default - Specify the typical number of units (i.e., credits, courses) taken by a full-tim

C

credit

126.

Default - Tuition for all students

2018-19

-

127.

Default - Tuition for all students

2017-18

-

128.

Default - In-District Tuition

2018-19

-

Default - In-State

2018-19

-

Default - Out-of-State

2018-19

-

Default - International Students (non-reside

2018-19

-

129.

Default - In-District Tuition

2017-18

-

Default - In-State

2017-18

6183

Default - Out-of-State

2017-18

Default - Out-of-State

11718

Default - International Students (non-resid

2017-18

-



130. 2018-19

Text Response

131.

Default - Full-Time (full academic ye

2018-19

-



132.

Default - Full-Time (full academic ye

2017-18

1002



133.

Default - Room and Board

2018-19

-

Default - Room Only

2018-19

-



134.

Default - Room and Board

2017-18

8715

Default - Room Only

2017-18

-

Default - Room Only



135. 2018-19

Residents	Commuters living at home	Default - Books and Supplies
-	-	
Residents	Commuters living at home	Default - Room Only
-	-	
Residents	Commuters living at home	Default - Board Only
-	-	
Residents	Commuters living at home	Default - Transportation
-	-	
Residents	Commuters living at home	Default - Other
-	-	

136. 2017-18

Residents	Commuters Living at Home	Default - Books and Supplies
514	514	
Residents	Commuters Living at Home	Default - Room Only
Residents	Commuters Living at Home	Default - Board Only
	1180	
Residents	Commuters Living at Home	Default - Transportation
1919	1919	
Residents	Commuters Living at Home	Default - Other
2671	2671	

137.

	Default - If your institution charges an additional one-time required fee above and beyond the tuitio
2018-19	
-	

138.

	Default - If your institution charges an additional one-time required fee above and beyond the tuitio
2017-18	
-	

139.

Default - If your institution charges a comprehensive fee (covering tuition, fees, r

2018-19

-

140.

Default - If your institution charges a comprehensive fee (covering tuition, fees, r

2017-18

-

141. 2018-19 Part-Time Tuition

Default - Tuition for all students:

-

142. 2017-18

Default - Tuition for all students:

Part-Time Tuition

-

143. 2018-19 Per

#	Question	credit hour	semester hour	unit	course	quarter hour	credit
1	Tuition for all students:	0	0	0	0	0	0

144. 2018-19Part-Time Tuition

Default - In-District Tuition

-

Default - In-State

-

Default - Out-of-State

-

Default - Out-of-State

145. 2017-18

Default - In-District Tuition

Part-Time Tuition

-

Default - In-State

Part-Time Tuition

206.1

Default - Out-of-State

Part-Time Tuition

390.6

### 146. 2018-19 Per

#	Question	credit hour	semester hour	unit	course	quarter hour	credit
1	In-District Tuition	0	0	0	0	0	0
2	In-State	0	0	0	0	0	0
3	Out-of-State	0	0	0	0	0	0

### 147. 2018-19Part-Time Fee

Default - Per-Credit Fees

-

Default - Per-Term Fees

-

### 148. 2017-18

Default - Per-Credit Fees

Part-Time Fee

33.4

Default - Per-Term Fees

Part-Time Fee

-

### 149. 2018-19Per

#	Question	credit hour	semester hour	unit	course	quarter hour	credit
1	Per-Credit Fees	0	0	0	0	0	0
2	Per-Term Fees	0	0	0	0	0	0

### 150.

Default - Full Time Tuition

2018-19

-

Default - Mandatory Fees

2018-19

-

151.

Default - Full Time Tuition

2017-18

-

Default - Mandatory Fees

2017-18

-

152.

Default -

2018-19

-

153.

Default -

2017-18

-

154. EX4. a. TUITION AND FEES VARY ACCORDING TO: Check the appropriate boxes below to indicate reasons for variance in

#	Question	Full-Time
1	Academic Program	0
2	Campus/Location	0
3	Class Time (day, evening, etc.)	0
4	Course/Credit Load	0
5	Course Level (100, 200, etc.)	0
6	Degree Level (Associate's, Bachelor's)	0
7	Reciprocity Agreements	0
8	Student Level (freshman, sophomore, etc.)	0

155. b. ROOM AND BOARD CHARGES VARY ACCORDING TO:

#	Answer
1	Board Plan Selected (i.e., 12-meal plan, 19-meal plan, etc.)
2	Campus/Location
3	Gender (i.e., different costs for men's/women's housing)
4	Housing Facility Selected (i.e., dorm, apartment, etc.)
5	Student Level (freshman, sophomore, etc.)

**156. EX5. Do you have a Guaranteed Tuition Plan whereby all entering students within each class will pay the same tuition thro**

#	Answer	Bar
1	Yes	
2	No	
Total		

**157. EX6. Do you have a Tuition Prepayment Plan whereby a student can lock in the current tuition rate for the entire term of en**

#	Answer	Bar
1	Yes	
2	No	
Total		

**158. EX7. Check each of the following alternative payment plans offered to undergraduate students by your institution:**

#	Answer	Bar
1	Installments	
2	Deferred Payments	

**159. EX8. Check each of the following student groups for whom your institution provides full or partial waiver of undergraduate**

#	Answer
1	Minority Students
2	Adult Students
3	Senior Citizens
4	Employees or Children of Employees
5	Children of Alumni

**160. FACILITIES FS1. Libraries**

a. Main library name: Kent Library	b. Number of other libraries on campus:
---------------------------------------	---

**161.**

	Physical	Digital/Electronic	Default - c. Number of books:
	368983	198866	
			Default - d. Number of databases
	Physical	Digital/Electronic	
		152	
			Default - e., Number of serial titles:
	Physical	Digital/Electronic	
	4166	81800	



162. f. Number of weekly public service hours:

Text Response

92

163. g. Does the library have study areas open 24 hours a day, either 5 or 7 days a week?

#	Answer	Bar
1	Yes	
2	No	
	Total	

164. h. Does the library allow students to reserve study rooms?

#	Answer	Bar
1	Yes	
2	No	
	Total	

165. FS2: Computer Facilities

b. How many ports are available on campus for general student use?

a. How many computers/termina

1550

166. c. Which of the following are accessible to students?

#	Answer
1	Campus intranet
2	Computer help desk
3	Free student e-mail accounts
4	Online (class) grades
5	Online (class) registration
6	Online (class) schedules
7	Other--specify:

Other--specify:

167.

#	Question
1	d. Is your institution equipped with a campuswide network?

168.

#	Question
1	1. Can this network be accessed from student residence rooms?
2	2. Can it be accessed from off campus (e.g., through a modem or telnet)?

**169. e. Percentage of college-owned or -operated housing units that are wired for high speed Internet access:**

Text Response

100

**170. f. Is your institution equipped with a wireless campus network?**

#	Answer	Bar
1	Yes	<div style="width: 100%;"></div>
2	No	<div style="width: 0%;"></div>
Total		<div style="width: 100%;"></div>

**171. 1. Wireless service is available:**

#	Answer
1	Throughout the entire campus

**172. OR in:**

#	Answer	Bar
1	Classrooms	<div style="width: 100%;"></div>
2	Computer centers	<div style="width: 100%;"></div>
3	Computer labs	<div style="width: 100%;"></div>
4	Dorm rooms	<div style="width: 100%;"></div>
5	Learning centers	<div style="width: 100%;"></div>
6	Libraries	<div style="width: 100%;"></div>
7	Student centers	<div style="width: 100%;"></div>

**173. g. Is there at least one staffed computer lab on campus available to undergraduate students?**

#	Answer	Bar
1	Yes	<div style="width: 100%;"></div>
2	No	<div style="width: 0%;"></div>
Total		<div style="width: 100%;"></div>

**174. 1. Is at least one staffed computer lab open 24 hours a day while school is in session?**

#	Answer	Bar
1	Yes	<div style="width: 100%;"></div>
2	No	<div style="width: 0%;"></div>
Total		<div style="width: 100%;"></div>

**175. 2. How many days a week is it open while school is in session?**

Text Response

7

**176. 3. Does the staff provide training or assistance to undergraduates in the use of:**

#	Answer
1	Computers

Bar



**177. h. Are enrolled undergraduate students required to have their own computer?**

#	Answer
1	Yes
2	No
	Total

Bar



**178. 1. Is a computer purchase or lease plan available through your institution?**

#	Answer
1	Yes
2	No
	Total

Bar



**179.**

#	Answer
1	i. Check here if laptop computers are provided for all enrolled undergraduate students:

**180. FS3. Career Center a. Indicate the number of full-time and part-time staff in your career center:**

Full-Time Staff

6

Part-Time Staff

8

**181. b. Check the appropriate boxes to indicate which of the following are available to undergraduates at your institution.**

#	Question	All students
1	1. Individual career counseling/planning:	1
2	2. Group career counseling/planning:	0
3	3. Individual job placement:	0
4	4. Employer recruitment on campus:	1

**182. c. Indicate which services are available to students through the career center (check all that apply):**

#	Answer	Bar
1	Career/interest testing	
2	Career library	
3	Job bank	
4	Job fairs	
5	Job interviews	
6	Resume preparation	
7	Resume referral	
8	Interview workshops	
9	Other	

Other

183.

d. What percentage of the last graduating class was counseled by placement services last year?	e. Give the total number of organizations that recruited on your campus during the last academic year (include companies, corporations, government agencies, and nonprofit organizations).
96	173

184. h. Does the career center offer a program whereby undergraduates can contact alumni for networking and mentoring purp

#	Answer	Bar
1	Yes	
2	No	
	Total	

185. Campus Life CL1. Housing a. Is college-owned or operated housing available to undergraduates at your institution?

#	Answer	Bar
1	Yes	
2	No	
	Total	

186. b. Is campus housing (check all that apply):

#	Answer	Bar
1	Campus-owned	

187.

c. How many students is your undergraduate college housing designed to accommodate?	d. How many of your undergraduates are living in college housing during the current academic year?	e. Provide the percent of undergraduate students remaining campus during a typical weekend.
3112	2986	70

188. h. Check the phrase that best describes your institution's policy toward freshman applicants for college housing:

#	Answer

1	No special consideration for freshman applicants.
2	Freshman applicants given priority for college housing.
3	Freshman applicants guaranteed college housing.
Total	

**189. i. Are students ever required to live on campus?**

#	Answer	Bar
1	Yes	
2	No	
Total		

**190. If yes, please check the following: Students are required to live on campus-**

#	Answer	Bar
1	freshman year only	
2	through sophomore year	
3	through junior year	
4	through senior year	
Total		

**191. j. Indicate which housing options are offered by your institution (check all that apply): [CDS F4]**

#	Answer
1	Coed housing
3	Women-only housing
4	Men-only housing
5	Special housing for students with disabilities
6	Cooperative housing

**192. k. Are first-year (freshman) students permitted to register or park a car on campus?**

#	Answer	Bar
1	Yes	
2	No	
Total		

**193. CL2. Student Activities**

#	Question	Yes
1	a. Student-run campus newspaper	1
2	b. Drama/theater group	1
3	c. Student-run radio station	1
4	d. Student-run television station	1
5	e. Marching band	1
6	f. Choral groups	1

**194. g. Student Services. Does your institution provide any of the following?**

#	Question	Yes
1	legal services (not pre-law advising)	0
2	a health clinic	1
3	personal/psychological counseling	1
4	a women's center	0
5	a veterans affairs office	1

**195. h. Social Organizations. Does your institution have any of the following?**

#	Question	Yes
1	national (Greek letter) fraternities	1
2	national (Greek letter) sororities	1
3	local fraternities	1
5	local sororities	0
6	Other (specify)	0

Other (specify)

**196. i. Roughly what percentages of eligible undergraduate men and women are members of these social organizations during**

Men	Women
15	15

**197. j. How many student organizations and groups open to all (e.g., community service organizations, drama club, Amnesty In**

Text Response

178

**198. List the five with the largest participation.**

1. Student Government	2. Student Activities Council	3. Greek Life	4. Residence Hall Asso
--------------------------	----------------------------------	------------------	---------------------------

**199. k. Name up to three campuswide annual events that the majority of students on campus participate in or attend.**

1. Ice Cream Pig-Out	2. Welcome Back Picnic
-------------------------	---------------------------

**200. CL3. Campus Security and Safety Indicate which security and safety measures are available at your institution. Check all t**

#	Answer
1	24-hour emergency telephone/alarm devices
2	24-hour patrols by trained security personnel
4	Electronically-operated dormitory entrances (e.g., access only with key, security card)

5	Student patrols
6	Late night transport/escort service
7	Other

Other

### 201. National Collegiate Athletic Association (NCAA): Select the overall NCAA division in the drop-down box and specify by sp

#	Question	NCAA Division 1	NCAA Division 2	NCAA Division 3
1		1	0	0

### 202.

#	Question	National Association of Intercollegiate Athletics (NAIA)	National Christian College Athletic Association	National Junior College Athletic As
1		0	0	0

### 203. Intramural Men

#	Question	X	C
1	Archery	1	0
2	Badminton	0	0
3	Rowing	0	0
4	Baseball	0	0
5	Basketball	1	0
6	Bowling	1	0
7	Cheerleading	0	0
8	Crew	0	0
9	Cross-country running	0	0
10	Equestrian Sports	0	1
11	Fencing	1	0
12	Field Hockey	0	0
13	Football	1	0
14	Golf	0	0
15	Gymnastics	0	0
16	Ice Hockey	0	0
17	Lacrosse	1	0
18	Racquetball	0	0
19	Riflery	1	0
20	Rock climbing	1	0
21	Rugby	1	0
22	Sailing	0	0
23	Sand volleyball	0	0
24	Cross-country skiing	0	0
25	Skiing	0	0
26	Soccer	1	0
27	Softball	1	0
28	Squash	0	0
29	Swimming/diving	0	0
30	Table tennis	1	0
31	Tennis	1	0
32	Track and field	0	0
33	Triathlon	0	0
34	Ultimate Frisbee	1	0

35	Volleyball	1	0
36	Water polo	0	0
37	Weight lifting	1	0
38	Wrestling	0	0

## 204. Intercollegiate Men

#	Question	X	C	1	2	3
1	Archery	0	0	0	0	0
2	Badminton	0	0	0	0	0
3	Rowing	0	0	0	0	0
4	Baseball	0	0	1	0	0
5	Basketball	0	0	1	0	0
6	Bowling	0	0	0	0	0
7	Cheerleading	1	0	0	0	0
8	Crew	0	0	0	0	0
9	Cross-country running	0	0	1	0	0
10	Equestrian Sports	0	0	0	0	0
11	Fencing	0	0	0	0	0
12	Field Hockey	0	0	0	0	0
13	Football	0	0	1	0	0
14	Golf	0	0	0	0	0
15	Gymnastics	0	0	0	0	0
16	Ice Hockey	0	0	0	0	0
17	Lacrosse	0	0	0	0	0
18	Racquetball	0	0	0	0	0
19	Riflery	0	0	0	0	0
20	Rock climbing	0	0	0	0	0
21	Rugby	0	0	0	0	0
22	Sailing	0	0	0	0	0
23	Sand volleyball	0	0	0	0	0
24	Cross-country skiing	0	0	0	0	0
25	Skiing	0	0	0	0	0
26	Soccer	0	0	0	0	0
27	Softball	0	0	0	0	0
28	Squash	0	0	0	0	0
29	Swimming/diving	0	0	0	0	0
30	Table tennis	0	0	0	0	0
31	Tennis	0	0	0	0	0
32	Track and field	0	0	1	0	0
33	Triathlon	0	0	0	0	0
34	Ultimate Frisbee	0	0	0	0	0
35	Volleyball	0	0	0	0	0
36	Water polo	0	0	0	0	0
37	Weight lifting	0	0	0	0	0
38	Wrestling	0	0	0	0	0

## 205. Scholarship Men

#	Question	X
1	Archery	0
2	Badminton	0
3	Rowing	0
4	Baseball	1
5	Basketball	1



6	Bowling	0
7	Cheerleading	1
8	Crew	0
9	Cross-country running	1
10	Equestrian Sports	0
11	Fencing	0
12	Field Hockey	0
13	Football	1
14	Golf	0
15	Gymnastics	0
16	Ice Hockey	0
17	Lacrosse	0
18	Racquetball	0
19	Riflery	0
20	Rock climbing	0
21	Rugby	0
22	Sailing	0
23	Sand volleyball	0
24	Cross-country skiing	0
25	Skiing	0
26	Soccer	0
27	Softball	0
28	Squash	0
29	Swimming/diving	0
30	Table tennis	0
31	Tennis	0
32	Track and field	1
33	Triathlon	0
34	Ultimate Frisbee	0
35	Volleyball	0
36	Water polo	0
37	Weight lifting	0
38	Wrestling	0

## 206. Scholarship Women

#	Question	X
1	Archery	0
2	Badminton	0
3	Rowing	0
4	Baseball	0
5	Basketball	1
6	Bowling	0
7	Cheerleading	1
8	Crew	0
9	Cross-country running	1
10	Equestrian Sports	0
11	Fencing	0
12	Field Hockey	0
13	Football	0
14	Golf	0
15	Gymnastics	1
16	Ice Hockey	0
17	Lacrosse	0
18	Racquetball	0
19	Riflery	0
20	Rock climbing	0

21	Rugby	0
22	Sailing	0
23	Sand volleyball	0
24	Cross-country skiing	0
25	Skiing	0
26	Soccer	1
27	Softball	1
28	Squash	0
29	Swimming/diving	0
30	Table tennis	0
31	Tennis	1
32	Track and field	1
33	Triathlon	0
34	Ultimate Frisbee	0
35	Volleyball	1
36	Water polo	0
37	Weight lifting	0
38	Wrestling	0

## 207. Intercollegiate Women

#	Question	X	C	1
1	Archery	0	0	0
2	Badminton	0	0	0
3	Rowing	0	0	0
4	Baseball	0	0	0
5	Basketball	0	0	1
6	Bowling	0	0	0
7	Cheerleading	1	0	0
8	Crew	0	0	0
9	Cross-country running	0	0	1
10	Equestrian Sports	0	0	0
11	Fencing	0	0	0
12	Field Hockey	0	0	0
13	Football	0	0	0
14	Golf	0	0	0
15	Gymnastics	0	0	1
16	Ice Hockey	0	0	0
17	Lacrosse	0	0	0
18	Racquetball	0	0	0
19	Riflery	0	0	0
20	Rock climbing	0	0	0
21	Rugby	0	0	0
22	Sailing	0	0	0
23	Sand volleyball	0	0	0
24	Cross-country skiing	0	0	0
25	Skiing	0	0	0
26	Soccer	0	0	1
27	Softball	0	0	1
28	Squash	0	0	0
29	Swimming/diving	0	0	0
30	Table tennis	0	0	0
31	Tennis	0	0	1
32	Track and field	0	0	1
33	Triathlon	0	0	0
34	Ultimate Frisbee	0	0	0
35	Volleyball	0	0	1

36	Water polo	0	0	0
37	Weight lifting	0	0	0
38	Wrestling	0	0	0

## 208. Intramural Women

#	Question	X	C
1	Archery	0	0
2	Badminton	0	0
3	Rowing	0	0
4	Baseball	0	0
5	Basketball	1	0
6	Bowling	1	0
7	Cheerleading	0	0
8	Crew	0	0
9	Cross-country running	0	0
10	Equestrian Sports	0	1
11	Fencing	1	0
12	Field Hockey	0	0
13	Football	1	0
14	Golf	0	0
15	Gymnastics	0	0
16	Ice Hockey	0	0
17	Lacrosse	0	0
18	Racquetball	0	0
19	Rifery	1	0
20	Rock climbing	1	0
21	Rugby	1	0
22	Sailing	0	0
23	Sand volleyball	0	0
24	Cross-country skiing	0	0
25	Skiing	0	0
26	Soccer	1	0
27	Softball	1	0
28	Squash	0	0
29	Swimming/diving	0	0
30	Table tennis	1	0
31	Tennis	1	0
32	Track and field	0	0
33	Triathlon	0	0
34	Ultimate Frisbee	1	0
35	Volleyball	1	0
36	Water polo	0	0
37	Weight lifting	1	0
38	Wrestling	0	0

## 209. Contacts Head of the Institution

Social Title	First Name	Middle Name	Last Name	Suffix	Title	Phone Area Code	Phone Number
Dr.	Carlos		Vargas		President	573	651-2222

## 210. Chief Admissions Officer

Social Title	First Name	Middle Name	Last Name	Suffix	Title	Phon
Ms.	Deborah		Below		Assistant Vice President for Enrollment Management and Director of Admissions	573

### 211. Freshman Application Contact

Social Title	First Name	Middle Name	Last Name	Suffix	Title	Phone Area Code	Phone Number	Phone Extension	F:
--------------	------------	-------------	-----------	--------	-------	-----------------	--------------	-----------------	----

### 212. Survey Contact

Social Title	First Name	Middle Name	Last Name	Suffix	Title	Phone Area Code	Phone Number	Phone Extension	F:
Ms.	Shelly		Hale		Senior Research Analyst	573	651-2249		57

### 213. Survey Respondent

Social Title	First Name	Middle Name	Last Name	Suffix	Title	Phone Area Code	Phone Number
Ms.	India		Hampton		Research Analyst	573	986-6068

### 214.

#	Question	Delete
1		0
2		0
3		0
4		0
5		0
6		0
7		0
8		0
9		0
10		0
11		0
12		0
13		0
14		0
15		0
16		1
17		0
18		0
19		0
20		0
21		0
22		0
23		0
24		0
25		0
26		0
27		0
28		0
29		0
30		0
31		0

32	0
33	0
34	0
35	0
36	0
37	0
38	0
39	0
40	0
41	0
42	0
43	0
44	0
45	0
46	0
47	0
48	0
49	0
50	0
51	0
52	0
53	0
54	0
55	0
56	0
57	0
58	0
59	0
60	0
61	0
62	0
63	0
64	0
65	0
66	0
67	0
68	0
69	0
70	0
71	0
72	0
73	0
74	0
75	0
76	0
77	0
78	0
79	0
80	0
81	0
82	0
83	0
84	0
85	0
86	0
87	0
88	0
89	0
90	0
91	0

92	0
93	0
94	0
95	0
96	0
97	0
98	0
99	0
100	0
101	0
102	0
103	0
104	0
105	0
106	0
107	0
108	0
109	0
110	0
111	0
112	0
113	0
114	0
115	0
116	0
117	0
118	0
119	0
120	0
121	0
122	0
123	0
124	0
125	0
126	0
127	0
128	0
129	0
130	0
131	0
132	0
133	0
134	0
135	0
136	0
137	0
138	0
139	0
140	0
141	0
142	0
143	0
144	0
145	0
146	0
147	0
148	0
149	0
150	0
151	0

152	0
153	0
154	0
155	0
156	0
157	0
158	0
159	0
160	0
161	0
162	0
163	0
164	0
165	0
166	0
167	0
168	0
169	0
170	0
171	0
172	0
173	0
174	0
175	0
176	0
177	0
178	0
179	0
180	0
181	0
182	0
183	0
184	0
185	0
186	0
187	0
188	0
189	0
190	0
191	0
192	0
193	0
194	0
195	0
196	0
197	0
198	0
199	0
200	0
201	0
202	0
203	0
204	0
205	0
206	0
207	0
208	0
209	0
210	0
211	0

212	0
213	0
214	0
215	0
216	0
217	0
218	0
219	0
220	0
221	0
222	0
223	0
224	0
225	0
226	0
227	0
228	0
229	0
230	0
231	0
232	0
233	0
234	0
235	0
236	0
237	0
238	0
239	0
240	0
241	0
242	0
243	0
244	0
245	0
246	0
247	0
248	0
249	0
250	0

## 215.

description	Default -
accounting	
description	Default -
agribusiness	
description	Default -
agricultural teacher education	
description	Default -
art	
	Default -



description	Default -
art teacher education	Default -
description	Default -
athletic training	Default -
description	Default -
biology/biological sciences	Default -
description	Default -
business administration and management	Default -
description	Default -
chemistry	Default -
description	Default -
child-care and support services management	Default -
description	Default -
clinical laboratory science/medical technology	Default -
description	Default -
communication sciences and disorders	Default -
description	Default -
computer and information sciences	Default -
description	Default -
computer and information systems security	Default -
description	Default -
computer programming	Default -
description	Default -
computer technology/computer systems technology	Default -
description	Default -
corrections	Default -
description	Default -
crisis/emergency/disaster management	Default -
description	Default -
dramatic/theater arts	Default -
description	Default -
economics	Default -
description	Default -
elementary education	Default -
description	Default -
engineering physics/applied physics	Default -
description	Default -
engineering technology	Default -
description	Default -

	Default -
English	
description	Default -
English/language arts teacher education	
description	Default -
environmental science	
description	Default -
family and consumer sciences/home economics teacher education	
description	Default -
family and consumer sciences/human sciences	
description	Default -
finance	
description	Default -
foreign language teacher education	
description	Default -
general studies	
description	Default -
health and physical education/fitness	
description	Default -
health communication	
description	Default -
health/health-care administration	
description	Default -
health services/allied health/health sciences	
description	Default -
historic preservation and conservation	
description	Default -
history	
description	Default -
industrial technology	
description	Default -
international business/trade/commerce	
description	Default -
international/global studies	
description	Default -
marketing/marketing management	
description	Default -
mathematics	
	Default -

description	Default -
mathematics teacher education	Default -
description	Default -
middle school education	Default -
description	Default -
multi/interdisciplinary studies related	Default -
description	Default -
music	Default -
description	Default -
music teacher education	Default -
description	Default -
organizational communication	Default -
description	Default -
parks, recreation and leisure	Default -
description	Default -
philosophy	Default -
description	Default -
physical education teaching and coaching	Default -
description	Default -
physics	Default -
description	Default -
political science and government	Default -
description	Default -
psychology	Default -
description	Default -
registered nursing/registered nurse	Default -
description	Default -
science teacher education	Default -
description	Default -
social sciences	Default -
description	Default -
social studies teacher education	Default -
description	Default -
social work	Default -
description	Default -
exceptional child education	Default -
description	Default -
mass communications	Default -
description	Default -























CIP Code	Default -
52.0301	
CIP Code	Default -
01.0102	
CIP Code	Default -
13.1301	
CIP Code	Default -
50.0701	
CIP Code	Default -
13.1302	
CIP Code	Default -
51.0913	
CIP Code	Default -
26.0101	
CIP Code	Default -
52.0201	
CIP Code	Default -
40.0501	
CIP Code	Default -
19.0708	
CIP Code	Default -
51.1005	
CIP Code	Default -
51.0201	
CIP Code	Default -
11.0101	
CIP Code	Default -
11.1003	
CIP Code	Default -
11.0201	
CIP Code	Default -
15.1202	
CIP Code	Default -
43.0102	
CIP Code	Default -
43.0302	
CIP Code	Default -
50.0501	
	Default -

CIP Code	Default -
45.0601	
CIP Code	Default -
13.1202	
CIP Code	Default -
14.1201	
CIP Code	Default -
15.0000	
CIP Code	Default -
23.0101	
CIP Code	Default -
13.1305	
CIP Code	Default -
03.0104	
CIP Code	Default -
13.1308	
CIP Code	Default -
19.0101	
CIP Code	Default -
52.0801	
CIP Code	Default -
13.1306	
CIP Code	Default -
24.0102	
CIP Code	Default -
31.0501	
CIP Code	Default -
09.0905	
CIP Code	Default -
51.0701	
CIP Code	Default -
51.0000	
CIP Code	Default -
30.1201	
CIP Code	Default -
54.0101	
CIP Code	Default -
15.0612	
CIP Code	Default -

	Default -
52.1101	
CIP Code	Default -
30.2001	Default -
CIP Code	Default -
52.1401	
CIP Code	Default -
27.0101	
CIP Code	Default -
13.1311	
CIP Code	Default -
13.1203	
CIP Code	Default -
30.9999	Default -
CIP Code	Default -
50.0901	
CIP Code	Default -
13.1312	
CIP Code	Default -
09.0901	
CIP Code	Default -
31.0101	Default -
CIP Code	Default -
38.0101	
CIP Code	Default -
13.1314	
CIP Code	Default -
40.0801	
CIP Code	Default -
45.1001	
CIP Code	Default -
42.0101	
CIP Code	Default -
51.3801	
CIP Code	Default -
13.1316	
CIP Code	Default -
45.0101	
	Default -

























CIP Code

Default -

-

Default -

CIP Code

-

Default -

CIP Code

-

217.

#	Question	Associate
1		0
2		0
3		0
4		0
5		0
6		0
7		0
8		0
9		0
10		1
11		0
12		0
13		0
14		0
15		0
16		1
17		0
18		0
19		0
20		0
21		0
22		0
23		0
24		0
25		0
26		0
27		0
28		0
29		0
30		0
31		0
32		0
33		0
34		0
35		0
36		0
37		0
38		0
39		0
40		0
41		0
42		0
43		0
44		0
45		0

46	0
47	0
48	0
49	0
50	0
51	0
52	0
53	0
54	0
55	0
56	0
57	0
58	0
59	0
60	0
61	0
62	0
63	0
64	0
65	0
66	0
67	0
68	0
69	0
70	0
71	0
72	0
73	0
74	0
75	0
76	0
77	0
78	0
79	0
80	0
81	0
82	0
83	0
84	0
85	0
86	0
87	0
88	0
89	0
90	0
91	0
92	0
93	0
94	0
95	0
96	0
97	0
98	0
99	0
100	0
101	0
102	0
103	0
104	0
105	0

106	0
107	0
108	0
109	0
110	0
111	0
112	0
113	0
114	0
115	0
116	0
117	0
118	0
119	0
120	0
121	0
122	0
123	0
124	0
125	0
126	0
127	0
128	0
129	0
130	0
131	0
132	0
133	0
134	0
135	0
136	0
137	0
138	0
139	0
140	0
141	0
142	0
143	0
144	0
145	0
146	0
147	0
148	0
149	0
150	0
151	0
152	0
153	0
154	0
155	0
156	0
157	0
158	0
159	0
160	0
161	0
162	0
163	0
164	0
165	0

166	0
167	0
168	0
169	0
170	0
171	0
172	0
173	0
174	0
175	0
176	0
177	0
178	0
179	0
180	0
181	0
182	0
183	0
184	0
185	0
186	0
187	0
188	0
189	0
190	0
191	0
192	0
193	0
194	0
195	0
196	0
197	0
198	0
199	0
200	0
201	0
202	0
203	0
204	0
205	0
206	0
207	0
208	0
209	0
210	0
211	0
212	0
213	0
214	0
215	0
216	0
217	0
218	0
219	0
220	0
221	0
222	0
223	0
224	0
225	0

226	0
227	0
228	0
229	0
230	0
231	0
232	0
233	0
234	0
235	0
236	0
237	0
238	0
239	0
240	0
241	0
242	0
243	0
244	0
245	0
246	0
247	0
248	0
249	0
250	0

**218. INTERNAL USE ONLY -**

Text Response

8696

**219. ContactID**

Value

Total

**220. Q\_R**

Value

R\_0ivWSHuseVvFauN

**221. MainInstCtrl**

Value

GS

Total

1

**222. ExpenseTcy**

Value

Total

### 223. MainFuncType

Value	Total
COMP	1

### 224. DegBach

Value	Total
X	1

### 225. AwardT

Value	Total
-------	-------

### 226. Q\_URL

Value	Total
/SE/? SID=SV_1LK4JI7mja0AId&Q_R=R_0ivWSHuseVvFauN&contactID=MLRP_5ulhO5Eqqh68WKp&ssotoken=UeZIMpRly/l68O/B51xuy3cnJRxEfN+CSouqhVi32dZOGeaLeBD3pFKufV3SkFXi8nlW60BwFxfHOF	

Report powered by