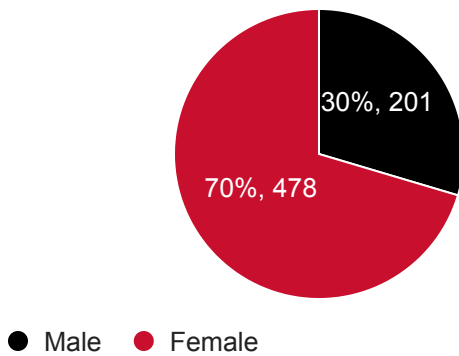


2018 - 2019 Graduating Student Satisfaction Survey

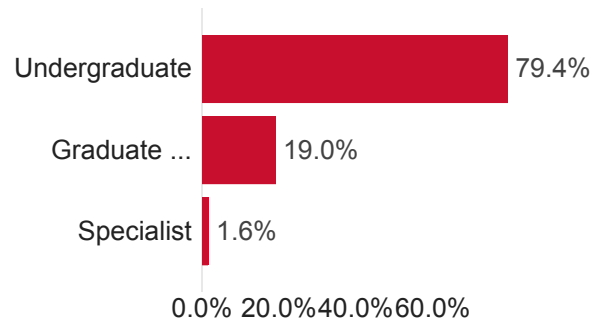
Responses by Graduation Term

Graduation Term	Choice Count
Fall 2018	170
Spring 2019	407
Summer 2019	102
Total	679

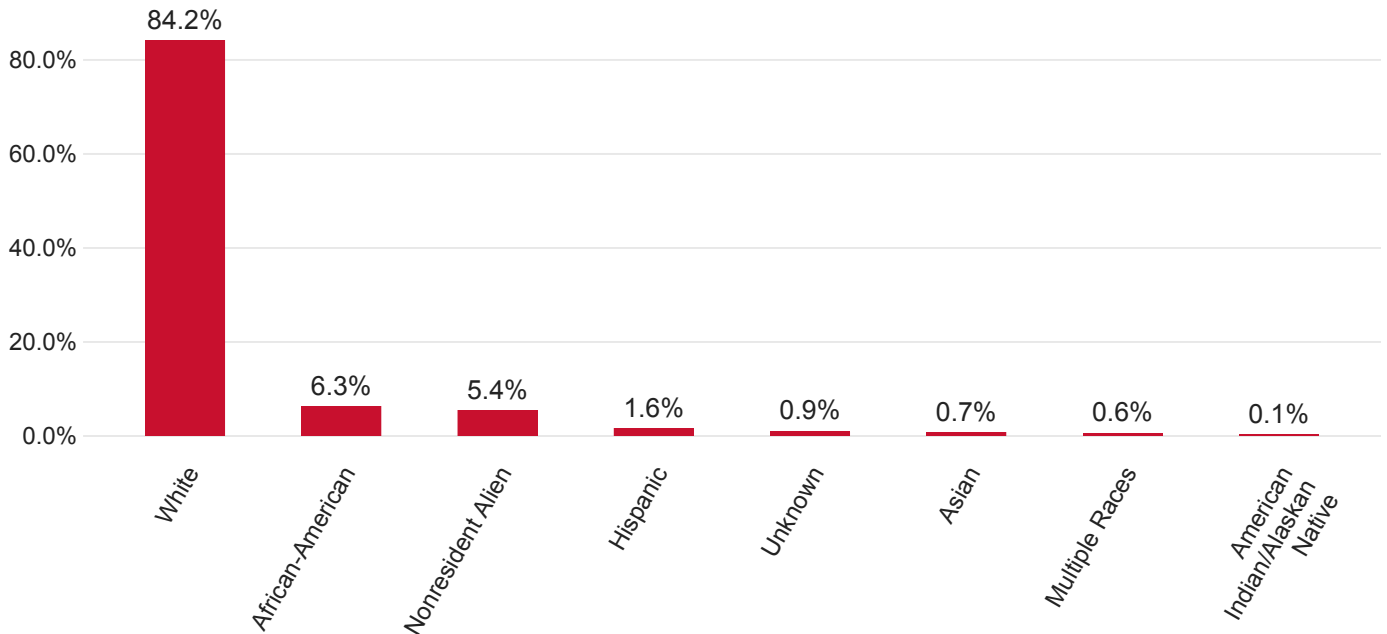
Responses by Student Gender



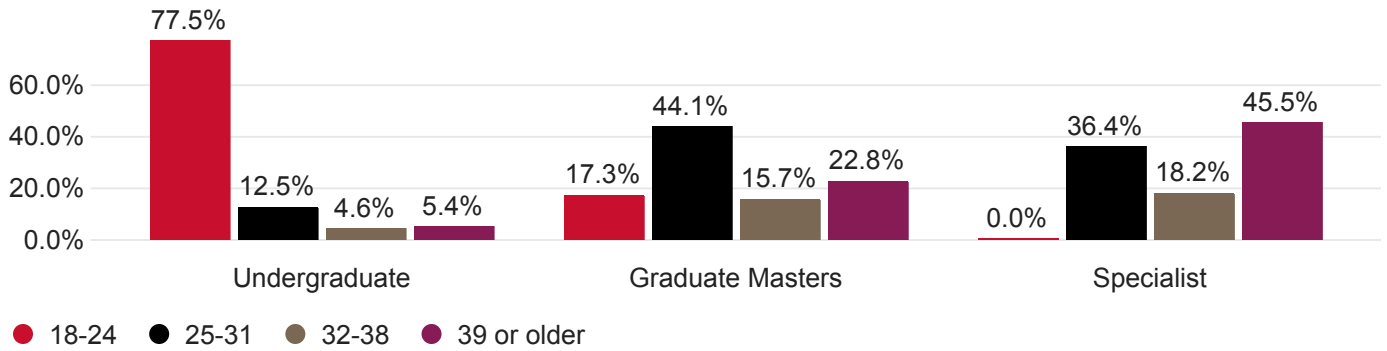
Responses by Student Level



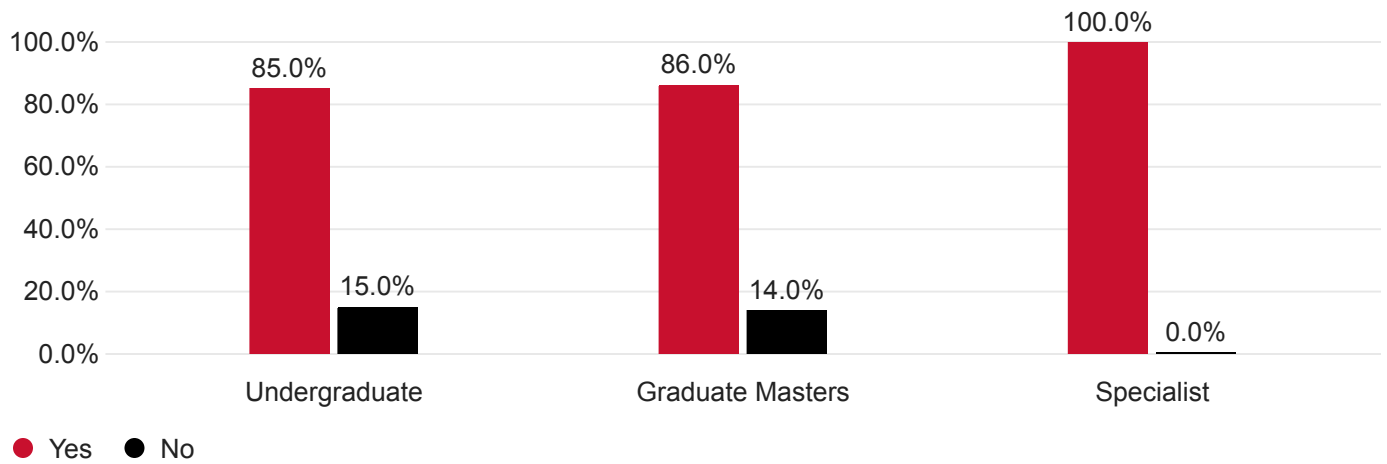
Responses by Race/Ethnicity



Responses by Student Level and Age at Graduation



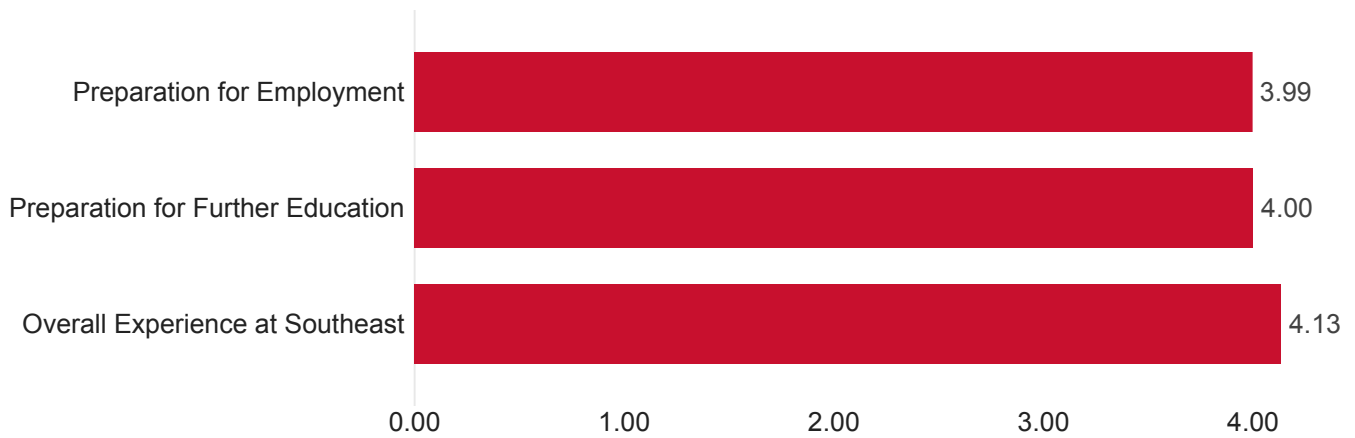
Were you employed while attending Southeast Missouri State University?



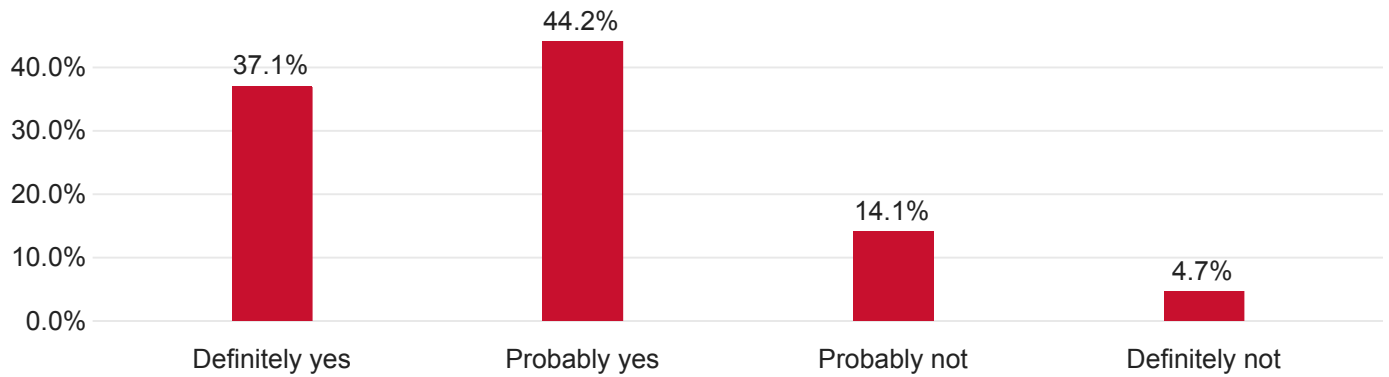
How many hours did you usually work per week?

Student Level	1-9 hours	10-19 hours	20-29 hours	30-40 hours	40 or more hours
Undergraduate	11.0%	29.6%	30.0%	17.5%	11.8%
Graduate Masters	2.7%	13.5%	27.0%	9.0%	47.7%
Specialist	0.0%	0.0%	0.0%	18.2%	81.8%

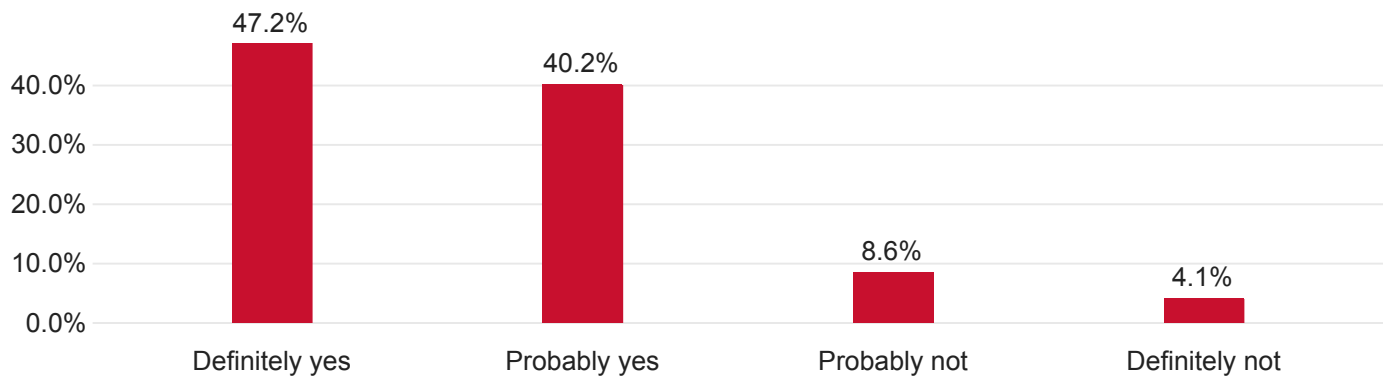
Mean Overall Ratings of Southeast; 1 = Very Poor, 5 = Excellent



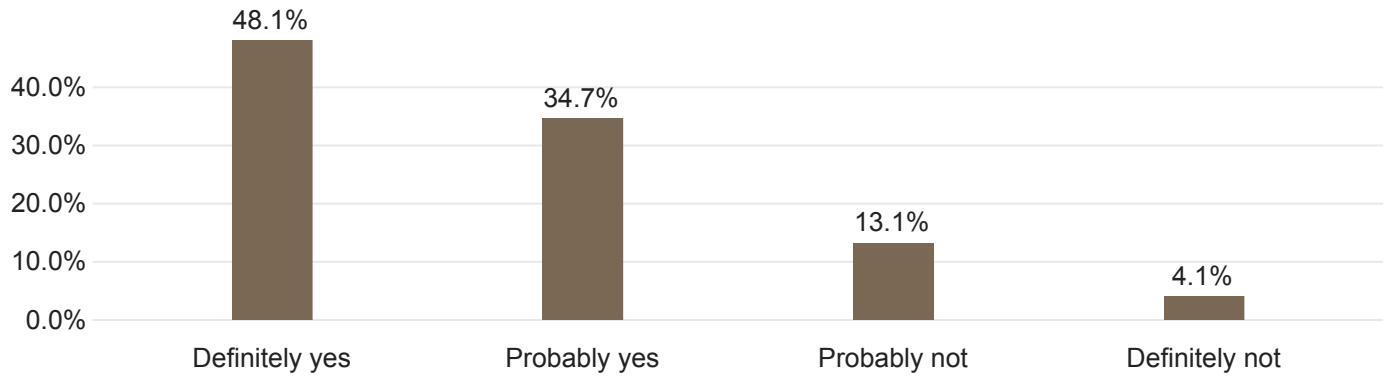
If you had a chance to restart college, would you choose Southeast Missouri State University again?



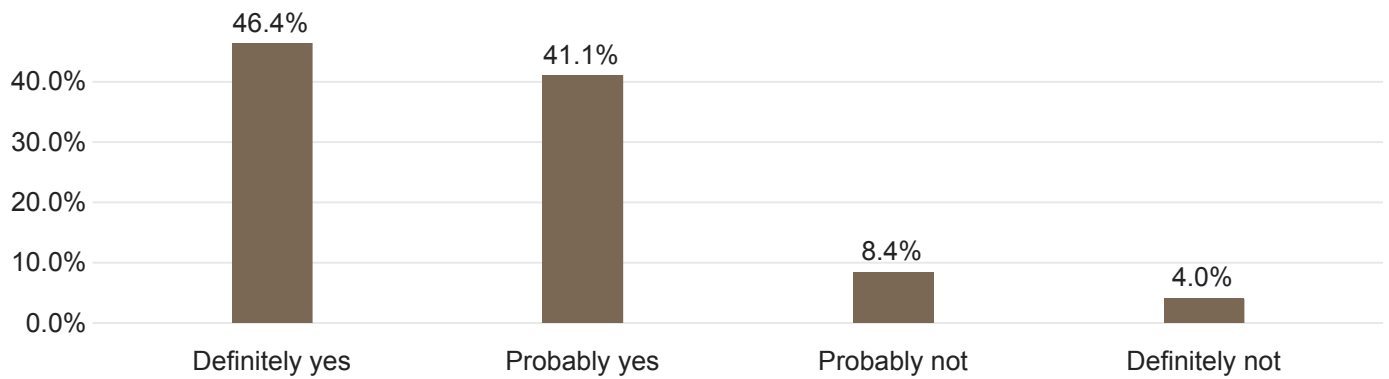
Would you recommend Southeast Missouri State University to someone planning to go to college?



If you were starting over, would you enroll in the same academic program?



Would you recommend your academic program to other students?



Student-Rated Development in Various Areas; 1 = Very Poor, 5 = Excellent

Field	Mean	Standard Deviation	Variance	Responses
Planning and carrying out projects	4.38	0.72	0.52	638
Problem solving skills	4.37	0.68	0.46	637
Strategies for applying skills in my field	4.35	0.76	0.58	640
Management and organizational skills	4.34	0.78	0.61	638
Critical thinking skills	4.34	0.70	0.49	644
Leadership skills	4.28	0.77	0.59	632
Time management	4.27	0.86	0.74	639
Working cooperatively in groups	4.26	0.83	0.69	627
Reading skills	4.18	0.78	0.61	625
Writing skills	4.17	0.70	0.49	635
Research skills	4.16	0.78	0.61	645
Citizenship skills	4.14	0.83	0.69	569
Speaking/presentation skills	4.11	0.79	0.62	627
Quantitative analytical skills	4.04	0.81	0.66	612
Understanding different philosophies and cultures	4.02	0.90	0.80	604
Computer technology	3.96	0.88	0.78	612
Scientific principles and methods	3.90	0.86	0.74	594
Appreciation of the arts	3.78	1.07	1.15	561

Student Ratings of Education and Academic Support Services; 1 = Very Poor, 5 = Excellent

Field	Mean	Standard Deviation	Variance	Responses
Kent Library	4.27	0.74	0.55	583
Content of instruction in major courses	4.24	0.81	0.65	646
Computer labs	4.22	0.74	0.55	546
Faculty attitude towards students	4.21	0.82	0.68	647
Quality of instruction in major courses	4.21	0.84	0.71	648
Overall quality of your academic program	4.17	0.78	0.60	647
Faculty availability outside of class	4.15	0.81	0.66	634
Testing Services	4.15	0.75	0.57	497
Writing Center	4.15	0.85	0.73	438
Laboratory/instructional equipment	4.08	0.84	0.71	474
Faculty use of technology to enhance teaching	4.07	0.82	0.68	643
Communication between faculty and students	4.07	0.84	0.71	644
Classroom facilities	4.06	0.80	0.63	569
Center for International Programs	4.05	0.93	0.87	233
Mathematics Center	4.01	0.91	0.83	300
Academic advising	3.99	1.12	1.25	641
Content of instruction in general education courses	3.99	0.88	0.77	592
Quality of instruction in general education courses	3.98	0.88	0.78	591
New Student Orientation Program	3.81	1.00	0.99	468
Course availability	3.74	1.08	1.18	644

Student Satisfaction with Offices and Services; 1 = Very Dissatisfied, 5 = Very Satisfied

Office/Service	Mean	Standard Deviation	Variance	Responses
Recreational opportunities	4.14	0.83	0.69	423
Other student organizations	4.10	0.81	0.66	383
Admissions Office	4.10	0.81	0.66	586
Veteran's Services	4.09	0.86	0.74	162
Registrar's Office	4.04	0.85	0.73	595
Career planning services	4.03	0.88	0.77	414
University Bookstore	4.01	0.89	0.79	546
Information Technology (IT)	3.99	0.85	0.72	515
Counseling services	3.98	0.98	0.96	291
University Media (website, newspaper, radio, TV, etc.)	3.95	0.86	0.75	472
Safety and security	3.94	0.94	0.88	514
Billing and payment services	3.89	0.91	0.84	588
Placement services	3.83	0.98	0.96	307
Financial Aid Services	3.83	1.00	1.00	521
Student government	3.78	0.97	0.94	308
Campus Health Clinic	3.76	1.08	1.17	348
Residence Halls	3.74	1.01	1.02	352
Student voice in University politics	3.54	1.12	1.25	295
Food/Dining Services	3.38	1.21	1.46	459
Parking facilities	2.43	1.36	1.86	528

Please Rate Your Agreement with the Following Statements; 1 = Strongly Disagree, 5 = Strongly

Agree

Statement	Mean	Standard Deviation	Variance	Responses
The degree program in which I enrolled was valuable for me in my future employment.	4.37	0.78	0.60	618
Courses in my curriculum contributed to the skills and knowledge required in my field.	4.36	0.80	0.64	619
My academic program was intellectually challenging and stimulating.	4.36	0.75	0.57	619
The goals, objectives, and requirements for my academic program were clearly defined.	4.30	0.79	0.62	620
Southeast faculty cared about students as individuals.	4.23	0.87	0.75	618
The intellectual caliber of students in my academic program was high.	4.06	0.93	0.86	619
Southeast faculty were helpful with my career plan.	4.00	1.03	1.06	617
Courses were offered frequently enough for timely completion of my degree program.	3.99	1.06	1.13	618
Southeast Missouri State University was responsive to the needs of its students.	3.94	1.03	1.07	619
The tuition and fees I paid at Southeast were a worthwhile investment.	3.85	1.04	1.08	619