

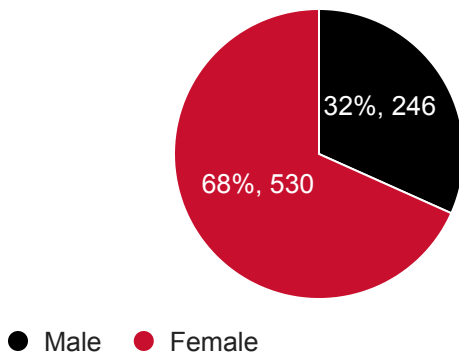


## 2019 - 2020 Graduating Student Satisfaction Survey

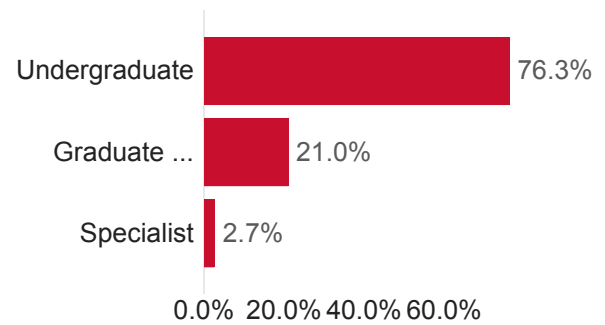
### Responses by Graduation Term

Graduation Term	Choice Count
Fall 2019	229
Spring 2020	470
Summer 2020	77
Total	776

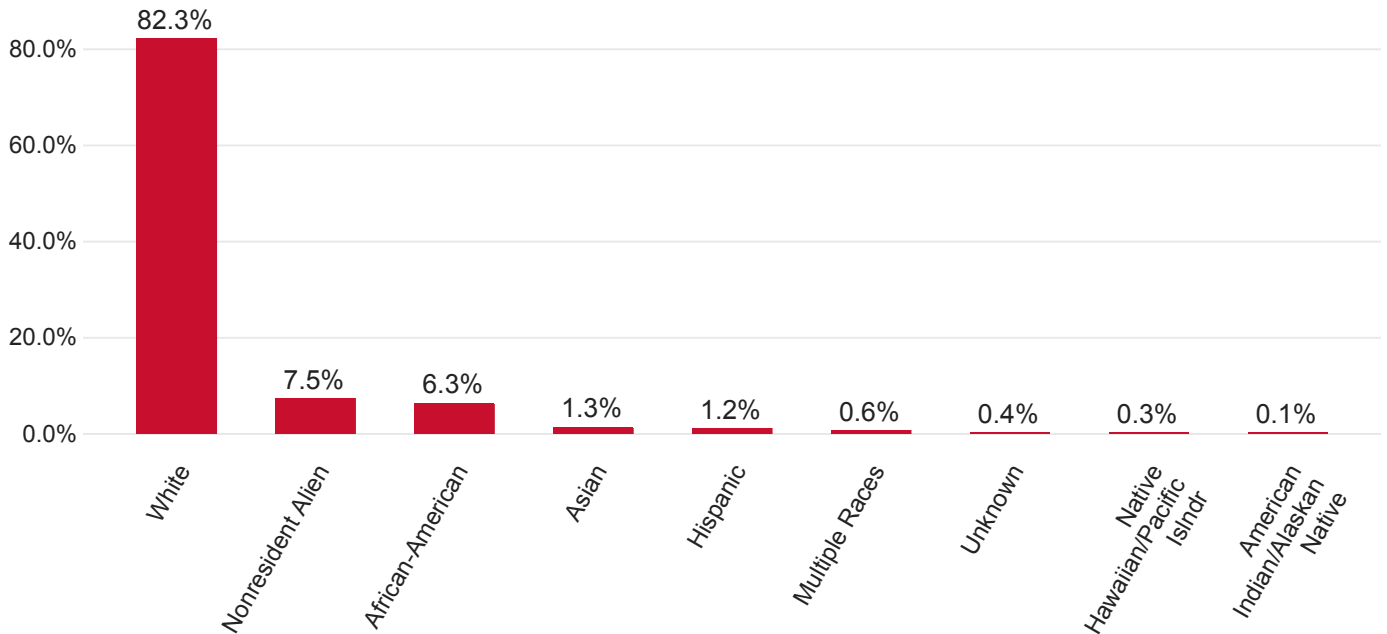
### Responses by Student Gender



### Responses by Student Level

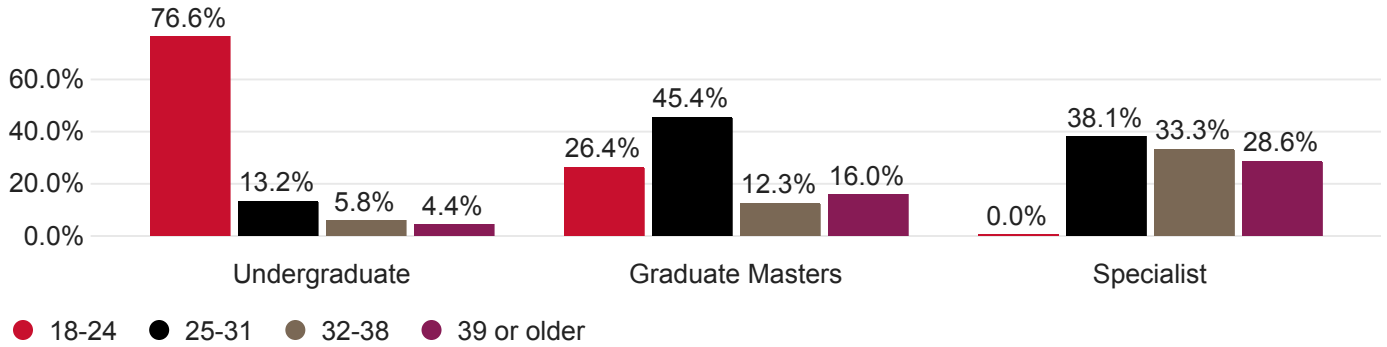


### Responses by Race/Ethnicity

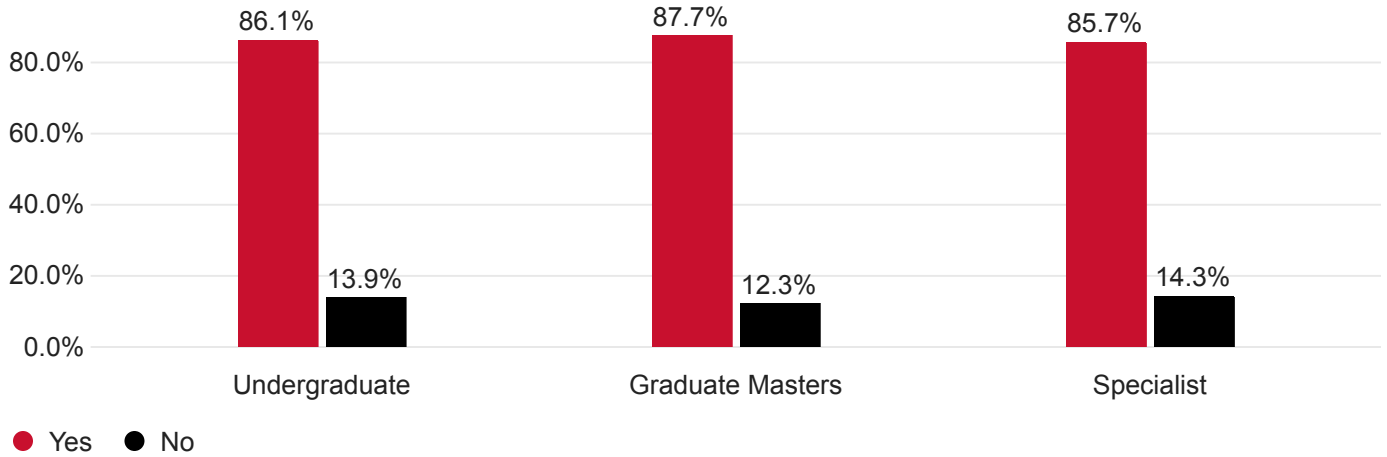




### Responses by Student Level and Age at Graduation



### Were you employed while attending Southeast Missouri State University?

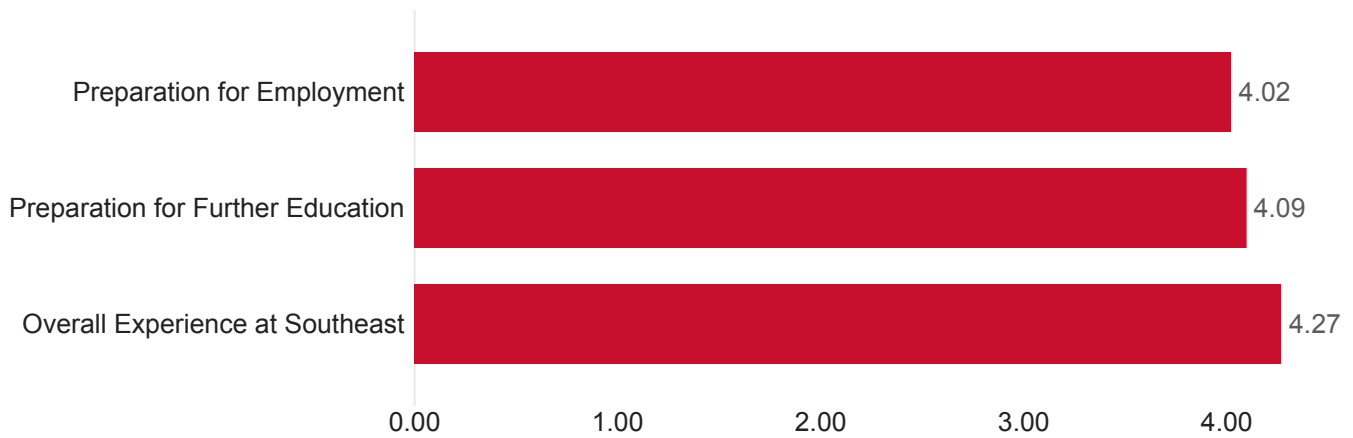


### How many hours did you usually work per week?

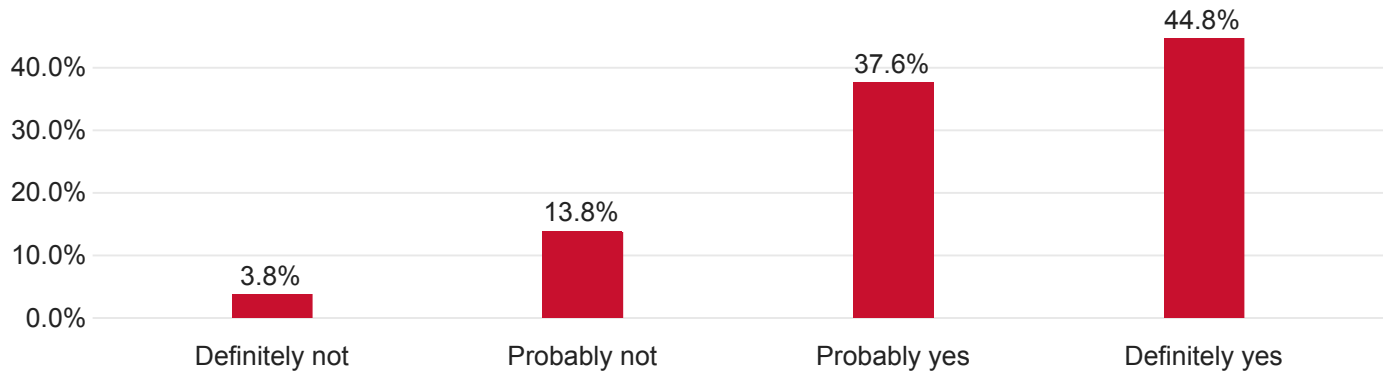
Student Level	1-9 hours	10-19 hours	20-29 hours	30-40 hours	40 or more hours
Undergraduate	9.8%	33.7%	27.6%	16.5%	12.4%
Graduate Masters	6.3%	21.7%	16.8%	11.2%	44.1%
Specialist	27.8%	16.7%	0.0%	11.1%	44.4%



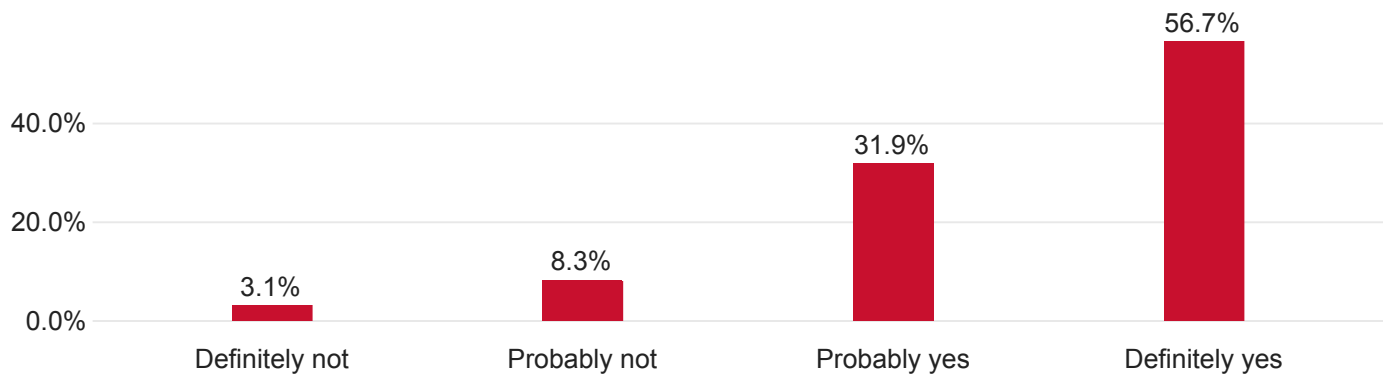
### Mean Overall Ratings of Southeast; 1 = Very Poor, 5 = Excellent



### If you had a chance to restart college, would you choose Southeast Missouri State University again?

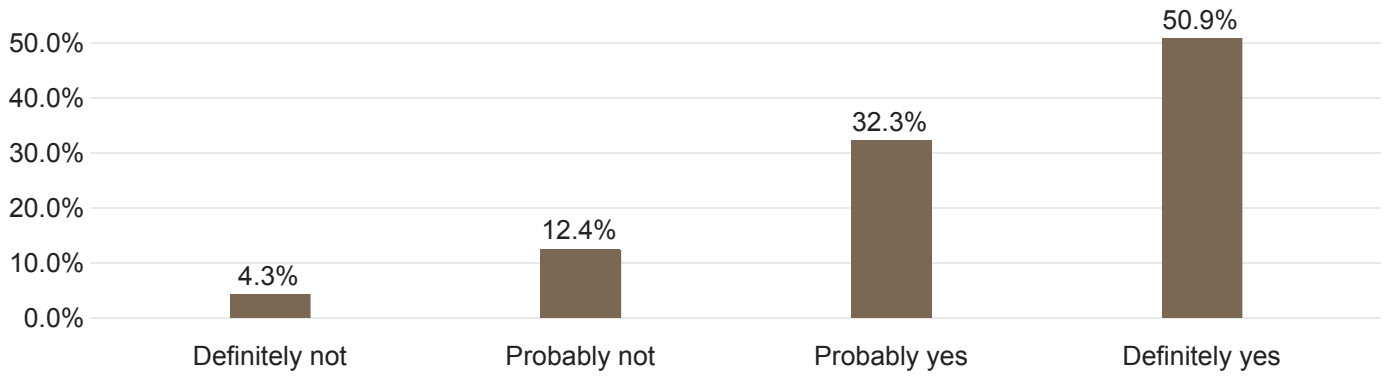


### Would you recommend Southeast Missouri State University to someone planning to go to college?

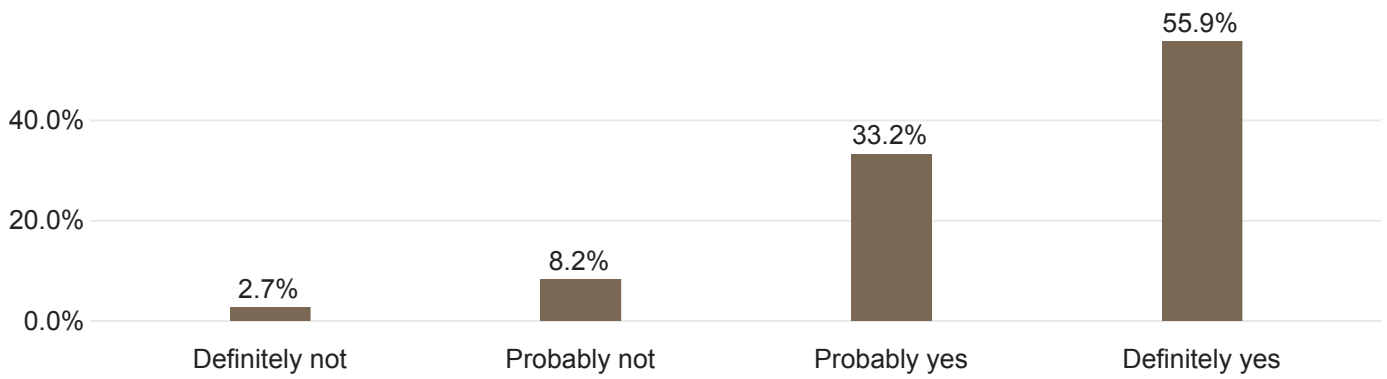




### If you were starting over, would you enroll in the same academic program?



### Would you recommend your academic program to other students?





### Student-Rated Development in Various Areas; 1 = Very Poor, 5 = Excellent

Field	Mean	Standard Deviation	Variance	Responses
Planning and carrying out projects	4.41	0.71	0.50	737
Problem solving skills	4.40	0.64	0.41	736
Strategies for applying skills in my field	4.37	0.79	0.62	738
Management and organizational skills	4.42	0.72	0.51	727
Critical thinking skills	4.38	0.67	0.45	739
Leadership skills	4.32	0.78	0.62	725
Time management	4.34	0.78	0.61	735
Working cooperatively in groups	4.29	0.84	0.70	720
Reading skills	4.24	0.76	0.58	725
Writing skills	4.21	0.71	0.50	730
Research skills	4.19	0.81	0.65	736
Citizenship skills	4.15	0.86	0.75	663
Speaking/presentation skills	4.14	0.75	0.57	712
Quantitative analytical skills	4.08	0.82	0.67	714
Understanding different philosophies and cultures	4.06	0.86	0.75	712
Computer technology	4.06	0.89	0.79	701
Scientific principles and methods	3.93	0.87	0.77	679
Appreciation of the arts	3.87	1.02	1.05	669



### Student Ratings of Education and Academic Support Services; 1 = Very Poor, 5 = Excellent

Field	Mean	Standard Deviation	Variance	Responses
Kent Library	4.35	0.76	0.58	672
Content of instruction in major courses	4.30	0.82	0.67	745
Computer labs	4.19	0.82	0.67	621
Faculty attitude towards students	4.28	0.86	0.74	748
Quality of instruction in major courses	4.27	0.85	0.72	747
Overall quality of your academic program	4.28	0.78	0.62	747
Faculty availability outside of class	4.26	0.80	0.64	737
Testing Services	4.13	0.83	0.69	524
Writing Center	4.17	0.87	0.75	523
Laboratory/instructional equipment	4.07	0.88	0.77	560
Faculty use of technology to enhance teaching	4.10	0.89	0.78	744
Communication between faculty and students	4.16	0.88	0.77	748
Classroom facilities	4.08	0.81	0.65	643
Center for International Programs	4.16	0.93	0.86	289
Mathematics Center	4.06	0.95	0.91	375
Academic advising	4.07	1.07	1.14	747
Content of instruction in general education courses	4.06	0.90	0.82	695
Quality of instruction in general education courses	4.05	0.90	0.80	692
New Student Orientation Program	3.88	0.97	0.94	585
Course availability	3.92	1.03	1.05	747



### Student Satisfaction with Offices and Services; 1 = Very Dissatisfied, 5 = Very Satisfied

Office/Service	Mean	Standard Deviation	Variance	Responses
Recreational opportunities	4.22	0.77	0.60	509
Other student organizations	4.09	0.82	0.67	479
Admissions Office	4.18	0.77	0.60	683
Veteran's Services	4.06	0.88	0.78	202
Registrar's Office	4.15	0.81	0.66	675
Career planning services	3.99	0.95	0.91	478
University Bookstore	4.14	0.82	0.68	632
Information Technology (IT)	4.07	0.86	0.74	602
Counseling services	3.96	1.07	1.14	377
University Media (website, newspaper, radio, TV, etc.)	4.04	0.83	0.69	546
Safety and security	4.01	0.89	0.79	591
Billing and payment services	3.98	0.94	0.89	691
Placement services	3.94	0.96	0.91	355
Financial Aid Services	3.93	1.00	1.01	601
Student government	3.89	0.95	0.90	350
Campus Health Clinic	3.88	1.05	1.10	418
Residence Halls	3.85	0.97	0.93	432
Student voice in University politics	3.75	1.10	1.22	334
Food/Dining Services	3.62	1.09	1.18	515
Parking facilities	2.75	1.38	1.89	584



**Please Rate Your Agreement with the Following Statements; 1 = Strongly Disagree, 5 = Strongly**

**Agree**

<b>Statement</b>	<b>Mean</b>	<b>Standard Deviation</b>	<b>Variance</b>	<b>Responses</b>
The degree program in which I enrolled was valuable for me in my future employment.	4.42	0.77	0.60	721
Courses in my curriculum contributed to the skills and knowledge required in my field.	4.37	0.84	0.71	721
My academic program was intellectually challenging and stimulating.	4.38	0.81	0.66	722
The goals, objectives, and requirements for my academic program were clearly defined.	4.38	0.77	0.59	721
Southeast faculty cared about students as individuals.	4.32	0.85	0.72	719
The intellectual caliber of students in my academic program was high.	4.08	0.96	0.92	721
Southeast faculty were helpful with my career plan.	4.10	1.03	1.06	719
Courses were offered frequently enough for timely completion of my degree program.	4.14	1.02	1.05	722
Southeast Missouri State University was responsive to the needs of its students.	4.11	0.94	0.89	718
The tuition and fees I paid at Southeast were a worthwhile investment.	3.90	1.03	1.07	716